

# Discovery Express



January 2011

Quarterly Newsletter of Discovery Owners Association, Inc.

Volume 13, Number 1

## The past is prologue

The start of a new year affords each of us the opportunity to look back on the year just past, rejoice at our successes, ask forgiveness for our errors, and strive to go forward with renewed resolve to be as helpful as we can to our fellow DOAI members.

Perhaps that resolution will be easier to keep than resolving to lose weight, exercise more ... you get the idea.

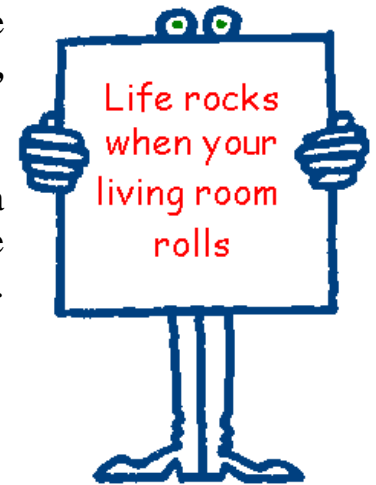
With that in mind, it is hoped that this issue will contain at least one article you will find helpful in your RVing life. It is a pleasure to include articles from these people in this first issue of the new year:

- \* **Gary Bunzer**, the RV doctor, once again graces our pages with an excellent article on leveling your Discovery. See **page 21**.
- \* **Ron Jones** returns with suggestions on what to do with your stuff when you enter the full-time or extended travel lifestyle. See **page 18**.
- \* **Mike Sokol** also returns with part two of his informative series on preventing electric shocks in RVs. See **page 16**.
- \* **Mark Polk** shares generator facts and figures. See **page 15**.

Also included is an informative article by **John Baker** about this year's national rally next October in Oklahoma. See **page 6**.

This is a DOAI election year! Please take time to read the article by **Phil Yovino**, DOAI's past president, on **page 4**.

The saying here was seen on the rear of a Fleetwood motor home in the factory service parking lot in Decatur, Ind., in September. Can we identify with that?



## Happy New Year, y'all!

### January issue highlights

Sponsors and advertisers . . . . . 2	Paid classified ad . . . . . 6	Discoverys not just for rallies . . . . . 11
Display ads . . . . . 2	Membership reports . . . . . 7	Reports from regions and chapters . . 12
President's message . . . . . 3	Autumn in the Smokies review . . . . 8	Generator facts and figures . . . . . 15
Now is the time . . . . . 4	Rally opportunities . . . . . 9	Understanding RV electric shocks . . 16
Minutes of meetings . . . . . 4	Helpful contacts for D owners . . . . . 9	What do we do with our stuff? . . . . 18
Guidelines for Discovery owners . . . . 5	Addresses of board, chapters, etc. . . 10	More 2010 rally photos . . . . . 20 and 24
2011 national rally news . . . . . 6	Thoughts and prayers . . . . . 11	The RV doctor is in . . . . . 21
DOAI merchandise . . . . . 6	2011 quilts to be made . . . . . 11	Classified and display ads . . . . . 23
Preventing infection . . . . . 6	Good for you! . . . . . 11	DOAI membership application . . . . 24

## DOAI extends thanks to membership sponsors and advertisers

### Membership sponsors

We thank motor home dealers for supporting DOAI by paying for a year's membership for each purchaser of a **new or used** Discovery motor home:

Hayes RV. . . . .	888.429.3778 . . . . .	<a href="http://www.hayesrv.com">www.hayesrv.com</a>
Lazydays. . . . .	800.500.5299 . . . . .	<a href="http://www.lazydays.com">www.lazydays.com</a>
McGeorge's Rolling Hills RV SuperCenter . . . . .	800.462.2856 . . . . .	<a href="http://www.mcgeorgerv.com">www.mcgeorgerv.com</a>
PPL Motor Homes. . . . .	800.755.4775 . . . . .	<a href="http://www.pplmotorhomes.com">www.pplmotorhomes.com</a>
Tom Raper RVs . . . . .	800.727.3778 . . . . .	<a href="http://www.tomraper.com">www.tomraper.com</a>

If you would like to join this elite group or have questions, details are available from DOAI Membership Director **Portia Williams** at [doaimembership@discoveryowners.com](mailto:doaimembership@discoveryowners.com) or call 888.594.6818 (toll-free).

### Advertisers

We thank companies and individuals for supporting DOAI by placing their ads in this newsletter:

Barry Burdette/Tom Raper RVs . . . . .	800.727.3778 . . . . .	<a href="mailto:bburdette@tomraper.com">bburdette@tomraper.com</a>
Frank Cason . . . . .	423.552.5257 . . . . .	<a href="mailto:cason.frank@gmail.com">cason.frank@gmail.com</a>
Green Creek Inn & RV Park . . . . .	877.587.5004 . . . . .	<a href="http://www.greencreekinn.com">www.greencreekinn.com</a>
MCD Innovations . . . . .	800.804.1757 . . . . .	<a href="http://www.mcdinnovations.com">www.mcdinnovations.com</a>
RV Fog Dr . . . . .	501.278.3015 . . . . .	<a href="http://www.rvfogdr.com">www.rvfogdr.com</a>

If you would like to advertise your business/service/product or have questions, details are available from DOAI Newsletter Editor **Nina Soltwedel** at [doaiexpress@discoveryowners.com](mailto:doaiexpress@discoveryowners.com) or call 303.570.2736.

## Please Support Our Advertisers!

<p>Standard in the 2011 Discovery and now available for <b>YOUR</b> coach</p>		<p><b>American Duo™ Day/Night Shades</b> <i>Privacy...With A View</i></p>
		<p>800.804.1757 <a href="http://www.mcdinnovations.com">www.mcdinnovations.com</a> Made in the U.S.A.</p>
		
		<p>Mention ad code DO1210 when ordering to receive a Discovery owner's bonus</p>

## They will appreciate your patronage ...

Green Creek	2908 Northfork Highway • Cody, Wyoming 82414 <a href="mailto:greencreekinn@gmail.com">greencreekinn@gmail.com</a>
Inn & RV Park	<p>Call for RESERVATIONS <b>1-877-587-5004</b></p> <p>Jeff and Carolyn Rogowsky, Owners</p>

**... as they support this newsletter!**

© 2010 Discovery Owners Association, Inc. (DOAI)

**DOAI is not responsible for opinions or facts presented by contributors to this newsletter.**

*Discovery Express* is a quarterly publication (January, April, July, October). Deadlines for copy are November 20, February 20, May 20, and August 20. Members are encouraged to submit articles, tips, questions, and/or comments. *All submissions will be acknowledged.* If acknowledgment is not received within a reasonable time, please call the editor.

Thank you for subscribing to the electronic edition! If you ever wish to return to the hard copy, contact the editor.

#### Newsletter Editor

Nina Soltwedel  
4736 Harwich St.  
Boulder CO 80301-4217  
303.530.0775; 303.570.2736  
[doaexpress@discoveryowners.com](mailto:doaexpress@discoveryowners.com)

Contact the DOAI membership director as soon as any of your contact information changes; i.e., mailing address, telephone number, email address, Discovery year, etc.

#### Membership Director

Portia Williams  
P. O. Box 95  
St. George UT 84771-0095  
Toll-free 888.594.6818  
[doaimembership@discoveryowners.com](mailto:doaimembership@discoveryowners.com)

#### DOAI Website

[www.discoveryowners.com](http://www.discoveryowners.com)

#### DOAI Yahoo! Group

<http://groups.yahoo.com/group/discoveryownersassociation/>

#### Access Back Issues

[www.discoveryowners.com/newsletters.asp](http://www.discoveryowners.com/newsletters.asp)



### Are Your Dues Due?

Find your membership renewal date at  
[www.discoveryowners.com/members.asp](http://www.discoveryowners.com/members.asp)



President  
Marshall Godwin

## President's message

For many of you, your Discovery is "laid up" for the winter with pink stuff in the pipes. You can only daydream of warmer weather and the start of camping season. Since you aren't traveling, it's a good time to plan a spring trip or chapter rally. We do have a large number of members who live in or visit southern states during winter months, so they just need to periodically crank up the propane furnaces to keep on RVing. Whether your D is snow bound in Wisconsin or camped in Key West, we are truly blessed to be able to enjoy the RV lifestyle.

We have much to look forward to in the coming year. The 2011 southeast region rally kicks off the year at Lazydays Campground in Seffner, Fla. This education-focused rally will help new owners and seasoned RVers better understand the equipment and systems on their Discovery. The 2011 national rally will be held near Oklahoma City. I have passed through but not spent any time in this part of the country. Much planning is in progress for the rally and I know it will be a top-notch gathering. See the article on **page 6**.

I often talk about the advantages and benefits of local chapter participation. It is the best place to form close, long-lasting friendships. Since it is an important part of DOAI membership, I am somewhat surprised to hear about chapters that are having such a difficult time filling leadership roles. In some cases, the number of members is quite large but no one will agree to become a chapter officer when the term of current officers expires. The Florida Rolling Gators recently voted to terminate their chapter. This was one of the oldest and most active chapters in DOAI. I am holding out hope that at the upcoming southeast region rally we can find enough Florida folks to revive the chapter.

I am starting the last year allowed by term limits as your president. We will conduct an election in the fall of 2011. **Phil Yovino**, the immediate past president of DOAI, chairs the nominating committee. See his article on **page 4**. There will be much more election information in upcoming issues. For now, please consider placing your name on the ballot to run for a national officer slot or region vice president.

I hope to see you soon at an upcoming rally. Stay safe and have fun. Don't forget to take time for those things that matter the most during this short time on earth. ❖



## CALLING ALL DOAI MEMBERS!

### Celebrate 2011 with a new 2011 Discovery!

We have 40-foot and 42-foot Discoverys on hand and each one is priced to sell.

We have clean, used Discoverys in stock, too.

Contact sales consultant **Barry Burdette** at **937.472.8481**.

**Don't hesitate - claim your Discovery soon!**



800.727.3778, ext. 1333

765.962.1572 fax

[bburdette@tomraper.com](mailto:bburdette@tomraper.com)

2250 Williamsburg Pike

Richmond IN 47374

I-70 Exit 149A

**TOM RAPER RVs: A membership sponsor of Discovery Owners Assn., Inc.**



Past president  
Phil Yovino

## Now is the time for all good members to come to the aid of their club!

I have an important message. This year we, the DOAI members, will elect new officers. I will head the nominating committee, which consists of the region vice presidents. Each will scan his region for qualified members to fill the ballot.

But first, let me go back in time about 13 years when two Discovery owners thought it would be exciting to start a club after their purchase of a 1997 Discovery. **Jim and Dorothy Devine** were our founders, and for about two years did all the chores to start and manage the club. That meant to get the charter, set up the roster of owners, place ads, and arrange rallies for owners. Wow, what an unselfish and dedicated act!

I was the 217th member to join DOAI, and attended my first rally in Perry, Ga., in 1999. At that rally there were 51 Discoverys, pizza for dinner, and we held our first nominations and elections for officers. Three women were elected to office and two men to complete the board. The women were elected president, executive vice president and secretary; the men were elected treasurer and rally master. I add that the elected women did a outstanding job. In fact, they were responsible for our very first chapter.

**Yolanda DeSantis**, our first elected president, said our first DOAI national rally should be held in the center of our country, so that the travel distance would be equal for all members. I was national rally master and began searching for a rally location. With the help of **Ed and Olive Kennedy** of Colorado, we settled on the fairgrounds in Pueblo, Colo. Ed also rounded up eight DOAI members and completed all the forms to start a chapter, which became the first chartered chapter in DOAI – Discovery Pioneers (the point being no one had done this before, but stepped up and did a great job).



Yolanda DeSantis

Without a doubt, we have the best RV club in the country, and that's because of members who said, "I can do that," and did it.

Now is the time for **you** to step up and continue to do what our founders and first elected officers did – build a great RV club. Keep in mind that all board positions are open for nominations, including the region vice president slots.

If you feel you can meet this rewarding challenge and be a leader in this great RV club, get in touch with your region vice president or me. All our contact information is on page 10 of this issue of *Discovery Express*.

Thanks for your interest in this important election. ❖



Secretary  
MaryAnn Crowell

## Minutes of DOAI board of directors and annual general meetings

September 25, 2010, River Plantation RV Park, Sevierville, Tenn.

### Board meeting

Board members present: **Marshall Godwin**, president; **John Baker**, executive vice president; **Bob Soltwedel**, vice president for development; **MaryAnn Crowell**, secretary; **Pete Palasota**, treasurer; **David Blomstrom**, vice treasurer; **Bob Williams**, northwest region vice president; **Joe Stewart**, south central region vice president; and **John Ricciardi**, southeast region vice president. Guests present were **Bob Cook**, webmaster; **Toni Calzone**, assistant webmaster; **Nina Soltwedel**, newsletter editor; **Portia Williams**, membership director; **Frank Cason**, 2011 national rally master; and **Buddy Reynolds**, 2011 national rally registrar and treasurer.

- \* Marshall Godwin called the meeting to order. He thanked everyone for their help.
- \* MaryAnn Crowell read the minutes of the previous meeting. The minutes were approved as read.
- \* Pete Palasota gave the report of the financials. The report was accepted as read. Palasota noted that DOAI no longer receives financial support from Fleetwood. No additional steps needed, as we are financially sound.
- \* Frank Cason discussed the current rally's financial report. Buddy Reynolds recommended when more than one chapter hosts a major rally, each chapter receive up to \$1,000 from the profits, if the profits are sufficient. Currently, chapters split \$1,000 if the profits allow. No

action was taken. He also gave out a list of recommendations for future rallies. This will be looked at for the next rally.

- \* John Baker, the 2011 national rally master, stated that the original budget was for 125 coaches at \$300 per two-person coach. Based on past attendance, the cost needs to be adjusted to \$315 per two-person coach and \$250 for a one-person coach. Motion to change was approved. All the planning is in motion, with tours, entertainment, food, vendors and seminars. All campsites, except handicap, will have full hookups, with 30 amp service. The handicap sites do not have sewer, as they are right in front of the Expo Center.
- \* Current schedule for the out years is: 2012 southwest region; 2013 southeast region; 2014 northwest region; 2015 north central region; and 2016 northeast region. Suggestion was made to move the southeast's responsibility for hosting a national rally to a different year, possibly to switch with the northeast region. Final decision will be made before the next national meeting.
- \* John Baker reported on the chapter presidents' meeting, and stated about one-half of the chapters were represented at the rally. All chapters report that they are having problems getting people to take positions. All need to contact new DOAI members. A representative from each chapter should attend the annual presidents' meeting. If the chap-

*Continued on next page...*

## Minutes, continued

ter president is not going to the national rally, someone should be appointed to represent the chapter at the meeting.

- \* Portia stated that Fleetwood is now back on track, getting her the information of new Discoverys sold. Suggestion was made to see if we can get the names of those who purchase used Discoverys.
- \* Joe Stewart reported that there may be a new chapter forming in Oklahoma and one in the panhandle of Texas.
- \* Nina Soltwedel reported that we have four advertisers, and hoping for more. We also need more members to sign up for the electronic version of *Discovery Express*.

There being no further business, the meeting was adjourned. ❖

### General meeting

- \* President **Marshall Godwin** called the meeting to order. Attendees recited the Pledge of Allegiance. Marshall thanked the board for all the common good they do for DOAI.
- \* Secretary **MaryAnn Crowell** read the minutes of the previous annual meeting. They were approved as read.
- \* Treasurer **Pete Palasota** gave the report of the financials which were approved as read. He also stated that DOAI was not receiving any support from Fleetwood. Most of our large dollars that we were getting from large companies is now zero, and DOAI's largest expenses are

insurance and the quarterly newsletter. Question was asked as to why we keep around \$58,000 in our account. Pete explained that it is necessary to help pay in advance the costs of the next rally, plus have some cushion to work with.

- \* **John Riccardi** spoke about the southeast region rally, set for January 30-February 4, 2011. See the *Discovery Express* or the website for registration forms. The rally theme is "Discover Your Discovery."
- \* **John Baker** stated that the 2011 national rally will be in Shawnee, Okla., October 17-23. All the planning is in motion for a great rally, with "Circle the D's in Shawnee" as the theme.
- \* **Portia Williams** reported that the membership has picked up a little bit, with the Internet applications leading the way. We are trying to get some more dealers to become membership sponsors. If anyone knows of a dealer she should contact, please let her know.
- \* **Nina Soltwedel** stated that her goal was to have 500 members opting to read the newsletter via the Internet. This saves lots of money that is now spent on printing and mailing. We currently have about 220 getting their newsletters electronically.
- \* Merchandise director **Dick Tracy** stated that sales were good, but the selling of special T-shirts did take away from the sale of the regular DOAI merchandise.

There being no further business, the meeting was adjourned. ❖

## Suggested guidelines for Discovery owners

### Sealant inspection reminder (as noted in your owner's manual)

The adhesives and sealants used in the construction of your Discovery were developed to remain waterproof under sustained effects of weather and vibration. However, even the finest materials will eventually dry out and lose their effectiveness under the constant heat of the sun and attack by other elements. This section outlines the procedures you must follow to maintain the weatherproof integrity of your motor home.

Your dealer can perform the resealing inspection and work for you. Your dealer also has current information on sealants used in your motor home, and can recommend the appropriate sealants for you, if you prefer to do this work yourself. Always use the recommended sealants.

**→ → Failure to seal could cause serious damage and will affect your warranty coverage. ← ←**

It is the customer's responsibility, as stated in the owner's manual, to inspect the sealants around the windows and doors at least every **three months**. Also inspect roof vents, roof air conditioner gaskets, other roof components, awning rail molding, moldings at front and rear caps, and perimeter molding. If any of the following defects are evident during inspection, the affected areas must be resealed.

- Excessive amount of sealant protruding from joints
- Sealant cracked or peeling
- Voids in sealant

**Note: Do not seal the bottom flanges of windows and doors.** Special gaps in the sealant have been intentionally left in the bottom flange to provide exterior drainage in the event of leakage.

If you need information on which sealant to use, and where, please contact the Fleetwood technical group at 800.322.8216. ❖



Executive vice president John Baker

## 2011 national rally = a 21st century wagon train?

The sun approaches the horizon on a cool spring afternoon in April 1889, somewhere in the hills of Tennessee. A train of 18 wagons, buckboards, and ox carts lumber their way toward Oklahoma Indian Territory. A scout on horseback returns to the lead wagon and reports they are only a half-mile from a safe-looking spot that has some nice grass for the livestock and a flowing spring-fed creek for fresh water.

Soon, the wagon master gives the signal that everyone in this small community longs to see every evening – “circle the wagons.” That means the wearing travel for the day will soon end and after evening chores, everyone can safely relax beside the campfire. There will be time for songs, stories, and games before all turn in for much-needed rest from a long, hard day of travel. This is only one of hundreds of mobile communities making their way to stake their claim on a section of land promised by the U.S. government in return for their settling and farming or ranching on it. They will eventually be known for all of history as “Sooners”!

More than a century later, the DOAI will reenact this scene as we make our way in groups both large and small or individually to what is now the state of Oklahoma. We will “Circle the D’s in Shawnee,” October 17-22, 2011. Just as the Sooners experienced, there will be chores to be done: clean the windshield, dump the tanks, repair this and that. Then there will be time for songs, stories, and games before all turn in for much-needed rest six nights in a row.



Unlike the Sooners’ evenings, most evening meals will be scrumptiously catered, entertainment will be by professionals using modern sound systems, and some of us will participate in new and different games. While the Sooners made their beds on the cold, hard ground under their wagons and carts, ours will be warm and comfortable on TempurPedics, Sealys, or other name-brand mattresses.

The Sooners awoke daily to another dose of trying, dangerous, rough travel over rocky or non-existent roads. We will awake refreshed and looking forward to another day filled with day tours to interesting local sights and locations, golf, or visiting quaint shops. We will learn at timely, interesting seminars and visit with vendors who have useful goodies for us. Every day will be a new adventure with old and new friends from all across the USA and Canada.

All of this will be wrapped in a package including six nights of full hookups, four catered dinners, and six Continental breakfasts at the Shawnee (Oklahoma) Expo Center. It is a spectacular, modern convention center; all meeting areas are comfortable, carpeted, well lit, and under one roof. It has the look and feel of a fine hotel’s convention facility. See what they have to offer at [www.shawneeexpo.com](http://www.shawneeexpo.com)

This package will be yours for a fantastic price of only \$315 per rig (\$250 for singles)! Join us this coming October 17-22 as we “Circle the D’s in Shawnee.” Watch for the next issue of *Discovery Express* (April 2011) and check the DOAI website for registration information. ❖



Merchandise director Dick Tracy

## DOAI merchandise will be available at Lazydays

We will again have the DOAI merchandise store open at the southeast rally at Lazydays to provide members with quality DOAI items that you can proudly wear to show your DOAI spirit. As always we are trying to estimate our demand to try to have the items you want, so if anyone has recommendations or ideas for new items, please email me at [dtracy@ptd.net](mailto:dtracy@ptd.net). Hope to see everyone there!

There will be special-event T-shirts for the 2011 national rally in Oklahoma. The information about those shirts will be included in the next DOAI newsletter. As a new process this year, we will be including the ordering information on the national rally registration form, so you can place your order at the same time you register for the rally. ❖

## Paid classified advertisement

**Hub nut tool:** Frank Cason, 1917 Stone Dam Rd, Chuckey TN 37641-4876; 423.552.5257; [cason.frank@gmail.com](mailto:cason.frank@gmail.com) \$10 + \$2.50 shpg/hdln

## Preventing Infection

**Bob Cook sez:** Take the following steps to help prevent infection on your computer system:

- Enable a firewall on your computer.
- Get the latest computer updates.
- Use up-to-date anti-virus software.
- Use caution with attachments and files



Membership director  
Portia Williams

## Membership averaged 1,420 in 2010

Our membership numbers are staying the same. As always, the Internet is the best source of new members, with dealer participation next.

We are happy to have another Fleetwood dealer, McGeorge's Rolling Hills RV SuperCenter of Ashland, Va., join as a membership sponsor, thanks to the efforts of DOAI member **Butch Jones**.

We encourage other members to get involved and contact a Fleetwood dealer in your area to become a DOAI membership sponsor. I have a packet available explaining the program. Please let me hear from you.

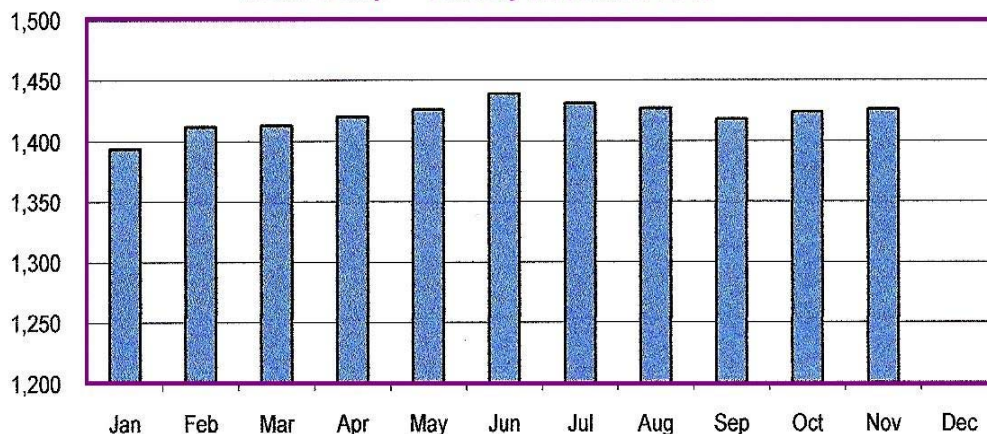
Here are our newest members since the last issue of this newsletter. We look forward to welcoming them in person at a rally soon. ♦

Bin/Elizabeth Anderson, Los Angeles CA  
 Roger/Kelly Anderson, Ludington MI  
 Adrian Barron, Austin TX  
 Norman Berghamer, Hemet CA  
 John/Marcia Beroset, Southport NC  
 Paul/Therese Besserup, Sarasota FL  
 Scott/Lynn Bishop, San Antonio TX  
 Paul/Marie Bjorneboe, Huntersville NC  
 William Bland, Perrysburg OH  
 Manuel/Ines Bouza, Miami FL  
 Joel Briles, Gainesville FL  
 Jim/Marilyn Brown, Parsonsburg MD  
 Kevin/Joan Browning, Bradenton FL  
 Bruce/Jody Bruce, Odessa FL  
 Todd Burry, Evansville IN  
 Keith/Tricia Byrd, Howell MI  
 Bill/Carla Calvert, Ft. Smith AR  
 Larry/Edna Cook, Somerville TN  
 Gale/Sandra Crosier, Westminster CO  
 Don/Judith Cumbie, Eufaula AL  
 Linda Cunningham, Wheelersburg OH  
 Hendrik Dekker, Mt Vernon OH  
 John/Patricia DeKlerk, Dunnville ON  
 Mike/Terry Dornan, Bangor MI  
 Walter/Doris Emmert, Georgetown TX  
 Bob/Kelli Erbs, Hollywood FL  
 Susan Farber, Cookstown NJ  
 Jim/Nancy Fogle, Carroll OH  
 Todd Gerlach, Prior Lake MN  
 Vic/Janette Gibson, Lanexa VA  
 James/Irene Gordon, Lafayette IN  
 Kevin/Denise Griffin, Trenton OH

Bud Haller, Purdy MO  
 Gregory/Tammy Hamilton, North Port FL  
 Jay Han, Woodway WALonnie/Hazel Henderson, Anadarko OK  
 Robert/Donna Hester, Fleetwood NC  
 Roy/Charlene Howell, Odessa TX  
 Richard/Ann Hutcherson, Sioux Falls SD  
 Jim/Summer Jobin, Seminole FL  
 Gary/Bobbie Johnson, West Point GA  
 Steve/Tam Jones, Madera CA  
 Timothy Joubert, Covington LA  
 Gary Kent, Lorton VA  
 Gary/Jackie Kisling, Redmond OR  
 Thomas/Micheline Kukovica, Mississauga ON  
 Chuck/Sandi Lampe, Washington IL  
 Joe/Anna LaRocca, Vilonia AR  
 Thomas/Carmela Leipold, Cape Coral FL  
 John/Brenda Liegl, Altus OK  
 Barney Lowe /Deborah Draper, Del Rio TX  
 Larry/Luanne Lubben, Ripon CA  
 Rebecca Luehrman, Grove City OH  
 Howard/Sandra Lynch, The Woodlands TX  
 Peter/Vanessa McCauley, Bakersfield CA  
 Tim/Donna McCauley, Murrieta CA  
 Sean/Margie McCloskey, Ridgecrest CA  
 Dale/Jill Mihocko, Sharpville PA  
 Joseph/Alva Miller, Fort Payne AL  
 Robert Moffitt, Hornersville MO  
 Ross/Barbara Murphy, Longview TX  
 Bill Nuzzo, Irwin PA  
 James/Reatha Omodio, Wesley Chapel FL  
 John Palmesono, Oswego NY  
 Dennis/Kathleen Pearse, Abington MA

Dale/Gwen Phipps, Nanaimo BC  
 Rob/Linda Picchione, Norton MA  
 John/Amy Preston, Swansea MA  
 Dan/Darlene Puckett, Williamsville NY  
 John/Sherry Rabenhorst, Mankato MN  
 Lony/Joan Reed, Llano TX  
 Cheryl Rice, Hamilton OH  
 Dan/Ellen Roberts, Auburndale FL  
 John/Wanda Robertson, Langley BC  
 Ed/Barbara Robinson, Clark NJ  
 Patrick Rosacker, Lake Worth FL  
 Stacy Rougeau, Ville Platte LA  
 Bill/Marge Russell, Coarsegold CA  
 Scotty/Leta Sanderson, Tallahassee FL  
 Julio/Linda Schrodell, Cape Coral FL  
 Kent/Kathy Schuele, Brooksville FL  
 Michael/Nancy Scialdone, Colorado Springs CO  
 Rex/Kris Shaw, Walden CO  
 Gordon Sims, San Antonio TX  
 Bill/Susan Snowdon, Odessa FL  
 Glen/Gale Stipes, Edwardsville IL  
 Drew Stuebling, Elizabeth IN  
 Jason Tunnell, Fairhope AL  
 Kevin/Nancy Watkins, Ypsilanti MI  
 Richard/Carol Whitesell, Barrington IL  
 Cedric/Kim Williams, Oak Hills CA  
 Lloyd Wilson, Montgomery AL  
 Scott/Kelly Witt, Jacksonville FL  
 Janice/James Woodberry, Lake City SC  
 William/Sharon Wright, Livingston TX  
 Frederick T/Patty Yontek, Wesley Chapel FL  
 Michael/ Zicka, Cincinnati OH

Membership - January-November 2010



### Autumn in the Smokies a success

The 2010 national rally was hosted by the Blue Ridge Discoverys and Mason-Dixon Discoverys chapters at the River Plantation RV Park in Sevierville, Tenn. **Frank Cason**, the rally master for the 2010 national rally, extends heartfelt thanks to all those who had a part in making it another successful national rally. He also thanks those who adjusted their schedules to come to the rally (102 coaches).

Rally attendees enjoyed the Bush Bean tour, Country Tonite, the Dolly Parton Stampede, and the Titanic museum, plus shopping at the outlet malls. There was great entertainment during the week, along with four nights of superb food. The seminars were well laid out and had a large attendance. There was a fairly good showing of vendors.

The surprise entertainment following the welcome dinner was The Taylor Family. Seven of the eight Taylor children, ranging in age from 15 to 3, put on a well-received show featuring music ranging from Dolly Parton to patriotic. They also included songs about their faith in God. These performers are grandchildren of **Marshall and Becky Godwin**. The Taylor Family resides near Sevierville. The three oldest children have performed at Dollywood for the last four years in productions of *Babes in Toyland* and *Sha-Kon-O-Hey!* Others in the family have participated in community theater, church productions and dance recitals, but this was their debut as a family. The youngest sibling, at age 1, was too young to participate, but she made a very brief "crawl on" appearance before being scooped up by her mother, **Lisa Godwin Taylor**. The kids performed for free, but when Frank heard they are saving money for a family trip to Israel next year, he encouraged the attendees to donate funds; the very generous DOAI members gave over \$600.

Three other nights of entertainment kept peoples' feet tapping, hands clapping, and laughing at all the fun. Each of the acts (**Patty Waszak, Kenny Evans, and Banks Burgess and Paul Shane**) provided excellent music, and made use of various victims ... er, volunteers from the audience (which just proves there's a bit of a "ham" in many of us!).

For our charitable contributions, the 50/50 drawings produced \$984 for The Shriners Hospital for Children. **Chris Porter**, Chief Rabban of the Shriners' Kerbela Temple, Knoxville, Tenn., expressed his thanks and presented a plaque to the organization in recognition of our generous gift. The food donations to the Sevier County Food Ministries totaled between 500 and 800 pounds of non-perishable food (it took three strong men to load it all on the food ministries truck!). **Steve Streibig**, administrator of the food ministries, was very grateful for our donations. The quilt raffles were also a great success, due in great part to the hard work of the DOAI quilting ladies. A check for \$887 was given to South Nashville Flood Relief in Nashville, Tenn. **Pastor Andrew J. Abraham**, director of the relief program, expressed his deep appreciation for our generosity.

Speaking of quilts, it seems that being a first timer at a DOAI national rally has a bit of a charm attached. At the 2005 national rally in York, Pa., a quilt was raffled, and the winner was a first timer. At the 2010 national rally, each quilt winner was ... you guessed it ... a first timer! **Janice Ehni, Bonnie Larson, and Sandy Silva** were the lucky ladies who took home a beautiful, handmade quilt.

*Submitted by Frank Cason, Marshall Godwin, Judy Jo Bruton, and Nina Soltwedel. Photos by Frank Cason and John Ricciardi*



John Ricciardi, Pr. Abraham, and Barbara Brady, after presenting the quilt raffle proceeds check



Left to right above: Quilt winners Sandy Silva, Bonnie Larson, and Janice Ehni  
On the left: Chris Porter of the Shriners, and the plaque presented to DOAI  
Below: a partial view of the parking area at River Plantation RV Park





## Rally opportunities

You are welcome (and encouraged) to attend any of these rallies! For details, contact chapter president (see next page).

### January 2011 –

- 20-22 Discovery Texans, Bracketville, Tex.
- 27-29 Louisiana Mudbugs, Breaux Bridge, La.
- 30-2/3 Southeast region rally, Seffner, Fla.**

### February 2011 –

- 21-25 Texas Disco Road Runners, Schulenberg, Tex.

### March 2011 –

- 4-6 Louisiana Mudbugs, Canton, Tex.
- 16-23 Discovery Pioneers, Pahrump, Nev.
- 17-19 Discovery Texans, New Braunfels, Tex.

### May 2011 –

- 11-15 Blue Ridge Discoverys, Mount Airy, N. C.
- 16-20 Texas Disco Road Runners, Alpine, Tex.
- 19-21 Discovery Texans, Lakehills, Tex.
- 19-23 Mason-Dixon Discoverys, Lancaster, Pa.

### June 2011 –

- 2-5 Midwest Discoverers, South Lima, Ohio
- 15-19 Texas Disco Road Runners, Abilene, Tex.
- T/B/A Heartland Discoverys, Wisconsin/Michigan

### September 2011 –

- 11-16 Midwest Discoverers, Long Island, N. Y.

### October 2011 –

- 15-17 Texas Disco Road Runners, Thackerville, Okla.
- 17-22 DOAI national rally, Shawnee, Okla.**

### November 2011 –

- 2-6 Blue Ridge Discoverys, Dillard, Ga.
- 10-12 Discovery Texans, Tyler, Tex.

### Looking down the road (underlined subject to change) –

- 2012 DOAI national rally, Southwest region
- 2013 DOAI national rally, Southeast region
- 2014 DOAI national rally, Northwest region
- 2015 DOAI national rally, North central region
- 2016 DOAI national rally, Northeast region



## Helpful contacts for Discovery owners

Allison Transmission, GM Corp. ....	800.252.5283	Fantastic Vent .....	800.521.0298
Atwood Mobile Products .....	800.825.4328	Fleetwood RV, Inc., Decatur, Ind. ....	800.322.8216
Camping/travel/rest areas/reviews/tips websites:		Freightliner Custom Chassis Corp .....	800.385.4357
.....	<a href="http://www.aboutrving.com">www.aboutrving.com</a>	General Electric .....	<a href="http://www.geappliances.com/geac/">www.geappliances.com/geac/</a>
.....	<a href="http://www.accesscamping.com">www.accesscamping.com</a>	Goodyear Tire & Rubber .....	800.321.2136
.....	<a href="http://www.campingroadtrip.com">www.campingroadtrip.com</a>	Intellitec .....	800.251.2408
.....	<a href="http://www.findapark.mobi">www.findapark.mobi</a>	Kidde Safety products .....	800.880.6788
.....	<a href="http://www.greencreekinn.com/">www.greencreekinn.com/</a>	Kwikee products .....	800.736.9961
.....	<a href="http://www.interstaterestareas.com">www.interstaterestareas.com</a>	Magnadyne .....	800.638.3600
.....	<a href="http://www.roadnotes.com">www.roadnotes.com</a>	MCD Innovations .....	<a href="http://www.mcdinnovations.com">www.mcdinnovations.com</a>
.....	<a href="http://www.rvdumps.com/dumpstations">www.rvdumps.com/dumpstations</a>	Michelin North America .....	800.847.3435
.....	<a href="http://www.rvingwithdogs.com/">www.rvingwithdogs.com/</a>	Norcold, Inc. ....	800.543.1219
.....	<a href="http://www.rvparking.com">www.rvparking.com</a>	Onan .....	800.888.6626
Caterpillar RV engine support .....	877.777.3126	Power Gear .....	800.334.4712
Carefree of Colorado .....	800.621.2617	Riverpark .....	800.442.7717
Carriage Carpets (Shaw Flooring) .....	877.706.3054	RV Fog Dr. ....	501.278.3015
CCI Controls .....	800.521.5228	RVP (Coleman) .....	316.832.4357
Cummins, Inc. ....	800.343.7357	RVP (Suburban) .....	423.775.2131
Denso (call Fleetwood) .....	800.322.8216	RV technical help .....	<a href="http://www.rvtechtips.com">www.rvtechtips.com</a>
Discovery parts:		Spartan Chassis, Inc. ....	517.543.6400
Sullivan RV Sales & Service (Ind.) .....	800.720.0484	Splendide .....	800.356.0766
Walt's RV Supplies (Calif.) .....	909.823.0563	Thetford Corp. ....	800.521.3032
DOAI badges:		Trojan Battery Co. ....	<a href="http://www.trojanbattery.com">www.trojanbattery.com</a>
Badges "R" Us .....	877.231.1682	Velvac .....	800.783.8871
The Sign Man .....	407.365.3722	Winegard .....	800.288.8094
Dometic Corp. ....	800.544.4881	Xantrex Technology .....	800.670.0707

*Additions to this list are welcomed!*

## DOAI board of directors, chapters and presidents, founder/president emeritus, committee chairmen

### BOARD OF DIRECTORS

#### President

Marshall Godwin, 8071 Windsor Dr, King George VA 22485-5210; 540.663.3725; 540.379.6767; [marshall@megodwin.com](mailto:marshall@megodwin.com)

#### Executive vice president

John Baker, 8419 Clover Leaf Dr, Richmond TX 77469-4867; 281.341.7177; 281.814.0004; [bakerjohn@swbell.net](mailto:bakerjohn@swbell.net)

#### Vice president for development

Bob Soltwedel, 4736 Harwich St, Boulder CO 80301-4217; 303.530.0775; 303.513.8548; [bob.soltwedel@gmail.com](mailto:bob.soltwedel@gmail.com)

#### Secretary

MaryAnn Crowell, 207 County Rd 3000, Lott TX 76656-3828; 254.584.2400; 254.644.6225; [relxn1@aol.com](mailto:relxn1@aol.com)

#### Treasurer

Pete Palasota, 8106 Knottingham Dr, Waco TX 76712-3406; 254.772.3791; 254.722.2653; [petenmarthapal@aol.com](mailto:petenmarthapal@aol.com)

#### Vice treasurer

David Blomstrom, 7503 Foster Creek Dr, Richmond TX 77469-9766; 281.341.6962; 713.907.5022; [davidblomstrom@aol.com](mailto:davidblomstrom@aol.com)

#### National rally master

Dick Snyder, 411 Alexander Dr, Seymour IN 47274-8633; 812.522.4535; 812.521.0137; [rdsnyder4@gmail.com](mailto:rdsnyder4@gmail.com)

#### Past president

Phil Yovino, 214 Fairfield St, Shoreacres TX 77571-7155; 281.867.1809; 713.203.3114; [pdvo@sbcglobal.net](mailto:pdvo@sbcglobal.net)

#### North central region vice president (IL, IN, IA, KS, MI, MN, MO, NE, ND, SD, WI, MB, NU, ON)

*Position is vacant*

#### Northeast region vice president (CT, ME, MA, NH, NJ, NY, OH, PA, RI, VT, NB, NL, NS, PE, QC)

*Position is vacant.*

#### Northwest region vice president (AK, CO, ID, MT, OR, UT, WA, WY, AB, BC, NT, SK, YT)

Bob Williams, 1103 W Eclipse Dr, Saint George UT 84770-8027; 435.652.9842; 801.971.6012; [rgwilliams@sisna.com](mailto:rgwilliams@sisna.com)

#### South central region vice president (AR, LA, OK, TX)

Joe Stewart, PO Box 9100-176, Bandera TX 78003-9100; 830.535.6633; 830.460.0683; [retafwx@aol.com](mailto:retafwx@aol.com)

#### Southeast region vice president (AL, DE, FL, GA, KY, MD, MS, NC, SC, TN, VA, WV)

John Ricciardi, 477 The Gardens Dr, Crossville TN 38555-0301; 931.707.9831; 252.619.7198; [john.l.ricciardi@gmail.com](mailto:john.l.ricciardi@gmail.com)

#### Southwest region vice president (AZ, CA, HI, NV, NM)

John Bujnovsky, 8129 Bay Colony St, Las Vegas NV 89131-6707; 702.360.9718; 702.528.2877; [jbrving@yahoo.com](mailto:jbrving@yahoo.com)

### CHAPTERS AND PRESIDENTS

#### Arizona Discovery Owners (AZ)

Ed Cozens, vice president, 719 E Marlette Ave, Phoenix AZ 85014-1503; 602.274.9422; [edcozens@yahoo.com](mailto:edcozens@yahoo.com)

#### Blue Ridge Discoverys (GA, NC, SC, TN)

Charlie Harvell, 952 Laurel Springs Ln SW, Marietta GA 30064-3961; 770.424.5439; 404.213.1639; [twoharvell@msn.com](mailto:twoharvell@msn.com)

#### Desert Rats (NV)

John Bujnovsky, 8129 Bay Colony St, Las Vegas NV 89131-6707; 702.360.9718; 702.528.2877; [jbrving@yahoo.com](mailto:jbrving@yahoo.com)

#### Discovery Pioneers (AZ, CO, KS, NM, OK, UT, WY)

Terry Ven Roy, 2615 Lightning Way, Colorado Springs CO 80920-1412; 719.598.9238; 719.439.2743; [tvenroy@msn.com](mailto:tvenroy@msn.com)

#### Discovery Texans (TX)

Clare Weber, 15814 Pebble Bend Dr, Houston TX 77068-1210; 281.537.0804; 281.772.3630; [ec.weber@att.net](mailto:ec.weber@att.net)

#### Dixie Travelers (AL, MS, GA, FL)

Kenneth Stanley, 153-A CR 773, Guntown, MS 38849-9101; 662.348.3198; 662.231.0846; [cks102@yahoo.com](mailto:cks102@yahoo.com)

#### Heartland Discoverys (IL, IN, IA, KS, MI, MN, MO, NE, ND, SD, WI)

Bobby Simpson, 129 Ivy Ct, New Tazewell TN 37825-5399; 423.626.8038; 765.860.3591; [simy36@aol.com](mailto:simy36@aol.com)

#### Louisiana Mudbugs (LA)

Fred Reid, 311 Camille St, Alexandria LA 71301-2702; 318.448.8545; 318.446.2339; [fmreid@aol.com](mailto:fmreid@aol.com)

#### Mason-Dixon Discoverys (DE, MD, NJ, NC, PA, VA, WV)

John Ricciardi, 477 The Gardens Dr, Crossville TN 38555-0301; 252.619.7198; [john.l.ricciardi@gmail.com](mailto:john.l.ricciardi@gmail.com)

#### Midwest Discoverers (IN, KY, MI, OH, PA)

Jerry Call, 6825 County Road 16, Butler IN 46721-9417; 260.868.2580; 269.927.5397; [northpond@metalink.com](mailto:northpond@metalink.com)

#### Northwest Adventurers (AK, ID, OR, MT, WA, AB, BC, NT, SK, YT)

Gilbert (Wally) Wallington, 1729 S Fairway Dr, Pocatello ID 83201-2311; 208.237.4655; [gwallington@juno.com](mailto:gwallington@juno.com)

#### Texas Disco Road Runners (TX)

Jay Keneson, 404 Cypress Springs Dr, Spring Branch TX 78070-4640; 830.885.6043; 210.827.1855; [jayk@gvtc.com](mailto:jayk@gvtc.com)

### FOUNDER/PRESIDENT EMERITUS AND COMMITTEE CHAIRMEN

#### Founder/president emeritus

Jim Devine, 102 Rainbow Dr #242, Livingston TX 77399-1002; 970.209.4757; [f195810@gmail.com](mailto:f195810@gmail.com)

#### Membership director

Portia Williams, P O Box 95, Saint George UT 84771-0095; toll-free 888.594.6818; [doaimembership@discoveryowners.com](mailto:doaimembership@discoveryowners.com)

#### Merchandise director

Dick Tracy, 6 Cambridge Ct, Fleetwood PA 19522-1018; 610.207.2016; [dtracy@ptd.net](mailto:dtracy@ptd.net)

#### Newsletter editor

Nina Soltwedel, 4736 Harwich St, Boulder CO 80301-4217; 303.530.0775; 303.570.2736; [doaiexpress@discoveryowners.com](mailto:doaiexpress@discoveryowners.com)

#### Webmaster

Bob Cook, 876 Higgins Ave, Deltona FL 32738-7971; 386.860.8274; [webmaster@discoveryowners.com](mailto:webmaster@discoveryowners.com)



## Keep DOAI members in your prayers

Since the last issue, members of our DOAI family have been hospitalized, have faced or are facing serious health issues, or have had a death in the family.

Please say special prayers for **Don Crowell** upon the death of his mother. Please say special prayers for **Dawn Mastrorilli, Charles Smith, Sarah Wallace, and Wanda May**, all of whom have been hospitalized.

Please remember to send an email to the newsletter editor at [doaexpress@discoveryowners.com](mailto:doaexpress@discoveryowners.com) when you learn of any member needing a care card or sympathy card. ❖

## Quiltmaking planned for 2011 national rally!

The quilt project for DOAI's 2010 national rally was a huge success. How special that the three quilts went to first-time attendees. Thanks to everyone who participated in the making, and to all of you who supported our effort by buying tickets.



know so that I can come up with a list. Email [lithialady@verizon.net](mailto:lithialady@verizon.net); or call 813.654.2473 (home) or 813.817.6673 (cell). Also let me know if you have any travel plans that might prevent you from receiving and working on your border, so that I can place you correctly

### Let's do it again!

Since it is never too early to start on next year's national, I am once again calling for quilters to participate in our second group project. Start collecting those red, white, and blue fabrics (the white that will be used will be off-white to tan).

I will be at the southeast region rally at Lazydays at the end of January. If you wish to join our project, please let me

on the list of participants.

I hope to have two center squares done by January, so that we can begin the quilts quickly after the southeast rally. If we have enough participants, we can add another quilt. Remember, you do not have to attend the southeast rally to participate; however, I hope to see many of you there. I'm excited to start our patriotic quilts. ❖

*Submitted by Donna Barker*



## Good for you!

While back, I read **Toni Calzone's** posting on the egroup about **Dave Root's** window replacement operation in Oregon. While I was traveling through that state, I contacted him for repair work on the three large cabin windows, the passenger's window (next to the door), and the driver's sliding window (I had had the glass replaced some time ago with auto glass in the forward permanent window, since I could not see out to the rear view mirror when the sun shone on the window).

Dave did a super job. I left his place and headed for Tulelake, Calif., and noticed a loud whistle from the driver's window. I called Dave but couldn't get hold of him, so I left a message. He called me back that evening and I explained the noise. He said he would drive from Bend to Tulelake the next afternoon, which was Sunday (160 miles each way). He arrived on Sunday afternoon, and redid the caulking on the fixed glass – the one I had had replaced with auto glass. He said, "It didn't whistle when you brought it to me, so I want to be sure it doesn't whistle now."

We took it for a test drive and the whistle was gone. Dave noticed that the entry door glass was rattling in the frame. He fixed that as well, and when I asked him what I owed him, he said, "Nothing."

It is really refreshing to have a craftsman do the job, and to make sure it is what you expected when you leave. ❖

*Submitted by Larry Shields*

## Discoverys not just for rallies

Do you use your Discovery in ways other than going down the road to the next rally? **Chris Coats** used his to transport his son and date (along with several other couples) to the prom. Chris writes, "The prom RV trip went well. We had snacks and sodas, let the kids play their music and they had a blast. While they ate, we and the other adults who followed us in a car ate at a different restaurant. Saved about \$1,000 and the kids said it was their best prom experience yet."

Have you put your Discovery to a slightly different use? We'd like to hear from you. Send your comments to the editor at [doaexpress@discoveryowners.com](mailto:doaexpress@discoveryowners.com). ❖

## Reports from regions and chapters



Region vice president  
John Ricciardi

### Southeast region

The Mason-Dixon Discoverys have been hard at work preparing for the southeast region rally, "Discover Your Discovery," January 30-February 4 at Lazydays in Seffner, Fla. I thank **Marshall Godwin**, rally master, and **Helen Blackwell**, registrar, for their hard work, and the rest of the Mason-Dixons for their anticipated work at this rally – because any time they are asked to do something, they do it (as do all DOAI members).

On a sad note, I must report that the Florida Discovery Rolling Gators have disbanded. I was notified by **Bill Katterhenry**, their last president, that they held a final rally in November and notified all their members by email for a vote whether to remain active or disband. When the votes were counted at the rally, the results were to disband.

As a final note, the Rolling Gators encouraged the membership to remain active in DOAI and to seek membership in other DOAI chapters. They also encouraged their members to attend the southeast region rally to check out the other chapters. We are truly saddened by this news and we, too, encourage the former Florida Discovery Rolling Gators to remain active DOAI members and to look into membership in the other southeast region chapters: the Dixie Travelers, the Blue Ridge Discoverys, and the Mason-Dixons. Some of you may also be a little closer to the Louisiana Mudbugs.

We hope to see you at "Discover Your Discovery"! ❖



Chapter president  
John Ricciardi

### Mason-Dixon Discoverys chapter

The Mason-Dixon Discoverys are growing. We gained eight new members since the DOAI national rally in Tennessee. I welcome all of our new members and encourage them to come to our chapter rallies and meet the rest of the Mason-Dixons.

We held a rally at Briarcliff RV Resort, North Myrtle Beach, S. C., this past November and all the attendees had a great time, even one of our new members who joined us there. The food was great, the games fun and the camaraderie outstanding.

We (mostly **Marshall Godwin** and **Helen Blackwell**) are working hard on the southeast region rally, "Discover Your Discovery," at Lazydays, January 30-February 4. We know this will be a huge success.

The Mason-Dixons are also actively seeking locations to have rallies during 2011. We already have one scheduled for May 19-23 at the Old Mill Stream Campground, Lancaster, Pa. If you are in the area, please join us for a good time. ❖



New chapter president  
Charlie Harvell

### Blue Ridge Discoverys chapter

As I sit here, focusing on the keyboard and screen of the computer, my mind starts reliving all the Blue Ridge Discoverys events that have occurred over the past four years. The chapter has grown from 29 member coaches to 69 member coaches. We went to our first rally in May 2007 in Cherokee, N. C. The Mason-Dixon Discoverys chapter gave us some great insights on holding and setting up a rally.

Our first official chapter rally was conducted in Chattanooga, Tenn., in August 2007, the hottest week in the south; temperatures were hovering around the 104°-mark. That did not stop us; we had great host and a very successful rally.

From there, we have kept moving as a chapter. We have had several rolling rallies across this beautiful country of ours; we have had many great rallies in our local area, and have met some real fine people along the way. It has been an enjoyable ride for **Isabel** and me. We have many fond memories of all the gatherings and the individuals who have crossed our path. To the members of the Blue Ridge Discoverys, I thank you for allowing me to serve as your president and for your support over the past four years.

This past October we had an 11-day rally in two different locations. The first portion of the rally was in Marion, N. C. at Tom Johnson's RV Center. This portion of the rally was for those who required maintenance of their Discoverys. The second leg of the rally was held in Dillard, Ga. The focus of this rally was to revise the bylaws and vote for new officers to lead the chapter. Twenty-seven member coaches attended. The new chapter officers are **Charlie Harvell**, president; **Glenn Camp**, vice president; **Buddy Reynolds**, treasurer; **Ivan Manley**, assistant treasurer; **Joan Lowes Elya**, secretary; and **Richard Money**, rally master.

I thank the new officers for stepping up to have your names on the ballot and extend congratulations on being selected to lead or govern a great chapter. You will have my full support throughout your term. For the outgoing officers, thank you for your support and help over the past four years. I could not have done it without you.

The chapter sends get well wishes to **Charles Smith**, who is recuperating from heart transplant surgery.

At this time, we have two rallies scheduled for this year: May 11-15 at the Mayberry Campground, Mount Airy, N. C., with **Richard and Marie Money** and **Hank and Eileen Haden** as hosts; and November 2-6 at River Vista Mountain Village, Dillard, Ga. Hosts will be announced later.

For chapter members to really get to know other members and to enjoy DOAI and their chapter membership, they must attend the chapter rallies. A great time is had at each rally by all. I urge you to come out and support your new officers.

Thanks again for all the support I have received from the chapter officers and members. ❖

Submitted by *Frank Cason*

*Continued on next page...*

## Reports, continued



New chapter president  
Kenneth Stanley

### Dixie Travelers chapter

The Dixie Travelers held their November rally at Island Retreat RV Resort, Gulf Shores, Ala. Attending were **Leo and Linda Stoneciphers, Manuel and Jean Salter, Evan and Dannie McCarley, Jim and Betty Duncan, Bert and Joan Belcher, Larry and Mary Ellen Hornsby, and Robert and Joyce Johnson.**

The following officers for 2011 were elected: **Kenneth Stanley**, president; Manuel Salter, vice president; Evan McCarley, treasurer; **Peggy Misenheimer**, secretary; and Dannie McCarley, wagon master.

Everyone was encouraged to seek new members to visit our chapter.

The spring rally will be held in Tunica, Miss., May 5-7, at Hollywood Casino RV Rally Park. Hollywood is a Good Sam park with reasonable member rates of \$12 to \$15 per night. For reservations and further information, contact Dannie McCarley, wagon master, telephone 255.810.8586. ❖

*Submitted by Peggy Misenheimer*



Northwest region vice president  
Bob Williams

### Northwest region

The DOAI national rally held in Sevierville, Tenn., was a success. We had a good time and thank all who worked to make this rally great; sorry more members from the northwest region were unable to attend. The next DOAI national rally will be in Shawnee, Okla., starting October 17, 2011. Since it is a little closer to the northwest, maybe more will be able to attend.

We just completed updating our refrigerator with the latest Norcold Safety Recall. We checked online at [www.norcoldrecall.com](http://www.norcoldrecall.com) to see if our unit was included in the recall and sure enough it was. We have a 2009 Discovery 40X that was built August 2008.

Norcold models 1200, 1201, 1210, and 1211 with serial numbers from 315525 to 130888111 should be recalled. These refrigerators may have cooling units with a cooling unit serial number between 700000 to 13085759. This is a second recall for the same problem. The first recall required the refrigerator to be removed to replace the parts. Our unit already had the first update installed and only required the installation of the high temperature sensor from the outside access door. Norcold seems to be very concerned about the possibility of fire.

We found an authorized Norcold service center and they ordered the recall kit. One week later, they received the part and installed the upgrade in about one hour. It is probably wise to check your refrigerator to see if it is included in the recall. The day our update was completed, we received an update notice from Norcold. ❖



New chapter president  
Terry Ven Roy

### Discovery Pioneers chapter

The Pioneers welcome our newest members: **Dick and Millie Duffin** from Salt Lake City, Utah, and **John and Brenda Liegl** from Altus, Okla.

Our Creede, Colo., rally in August afforded us the opportunity to elect new officers. The fun part of the rally was spectacular, and my thanks to **Jerry and Linda Molzahn** and **Eddie and Judy Herring** for a fantastic job keeping us all entertained. Super job!

The next stop for the Pioneers was Breezy Point, Minn., in September. The rally was hosted by **Terry and Sherry**



Pioneers and friends had a blast in Creede ...

**Klungseth**, owners of High-view campground, and co-hosted by **Chuck and Vie Brock**. By all accounts, this rally was a great success, thanks to our hosts and special entertainment from Fred Astaire and Ginger Rogers, better known as **J.B. and Libby Pruett**.



... and tons of fun in Breezy Point!

I encourage members and friends of Pioneers to attend the rally in Pahrump, Nev., March 10-17, hosted by **Neil and Marlene Elkins** and **Denny and Lolly Kendrick**. The Elkins' always have great rallies. In addition, the Pioneers are planning a going-home rally in late April, hosted by **Ken and Cody Baker**, somewhere in New Mexico. If you are going to be in or around these areas, please be assured you are invited to attend.

We are going to miss one of the most outstanding couples I have had the pleasure of knowing: **Jerry and Joyce Wiechman** have sold their Discovery and will not be replacing it. The loading, hooking and unhooking became a real problem for them, so they are now "RVless." Jerry and Joyce have been involved in camping since 1963 and were instrumental in keeping the Pioneers focused on having fun and keeping smiles on our faces. The editor of Pioneers newsletter, Vie Brock, said it best: "Their never-ending energy has earned them the nickname 'Energizer Bunnies' and we do not want to see them go." Good luck and Godspeed, Wiechmans! ❖

*Continued on next page...*

## Reports, continued



South central region vice president  
Joe Stewart

### South central region

Well, it is that time again to let the rest of you DOAI know what is going on in the south central region.

As you may have known or guessed, we are deep into getting ready to make final preparations for the 2011 national rally. At this writing, we (Discovery Texans) are at our November rally near Lake Conroe, Tex. At the board meeting, it was recommended that the rally masters of the three south central region chapters arrange a planning rally in April. This will allow input from all

chapter members in this region.

Additionally, we have a DOAI member in Oklahoma who is going to attempt to form a chapter in that state. Those of you in Oklahoma who are interested, email me and I'll pass your interest on to him.

We also have members in the Texas panhandle and South Plains interested in starting a chapter, and there is some interest in Arkansas.

Several members from all three chapters attended the rally in Sevierville, Tenn., and from all reports, everyone enjoyed their stay. The Saturday night entertainment was outstanding. **Banks and Shane** performed for two solid hours with a short intermission plus an encore.

If you missed the rally, you missed what to me was the best entertainment of any of the rallies we've attended. Be assured that the south central members are working toward making the Shawnee, Okla., national rally in 2011 the best yet.

We'll see you at Lazydays in January! ❖



New chapter president  
Fred Reid

### Louisiana Mudbugs chapter

The last rally of the 2010 season for the Louisiana Mudbugs was held in October at the Paragon RV Park in Marksville, La. Paragon Casino is of special interest to our members as the facilities are wonderful – good camping, good food and good sites, of which we took full advantage.

We do love to eat and our meals are always great. Along with breakfasts and lunches cooked on the grill, we feasted on Alaskan king crab, Dungeness crab, shrimp, and many other wonderful dishes at the casino. Our potluck jambalaya and bread pudding supplied by the club, along with a large variety of other dishes, completed our overdose of carbs.

We had our election of officers for the coming year. Our new president is **Fred Reid**, along with **Jerry Hussey** as vice president; **Frankie Caldwell** as treasurer; **Evelyn Sykes** as secretary, and **Lee Breithaupt** as rally master. Our sunshine person is **Glinda Hussey**. Those of us leaving office wished them well and thanked all our members for their support in the past year.

Our rally season for 2011 will start the end of January at Poche's RV Park in Breaux Bridge, La., to be followed in March with a rally in Canton, Tex.

As is usual, all good things must come to an end and goodbyes are always sad, but we wish and hope that you all had a wonderful holiday season and we will meet again in 2011. ❖

Submitted by Jan McIlvaine



Chapter president  
Clair Weber

### Discovery Texans chapter

The Discovery Texans recently descended upon Lake Conroe (Texas, of course) to enjoy a great time together. **Alan and Gail Robinson** and **John and Felesa Baker** hosted us for the first rally held under our new format which runs from Wednesday through Saturday.

Most members arrived on Wednesday and enjoyed dinner together at a popular local restaurant. Thursday night was potluck and as always there was more good food than we could eat! Friday and Saturday night meals were provided by the hosts – Robinsons' taco soup, baked potatoes, Bakers' barbecue, baked beans, and lots of trimmings. Of course, homemade desserts topped with Blue Bell (THE ice cream in Texas) topped off all the meals ... yum!

Days were filled with side trips. **Lydia (Caboose)** Some visited Washington on the Brazos, where Texas was founded as a nation. The ladies did some Christmas shopping in the quaint shops of Old Town Spring. Several enjoyed the sights and sounds of the Texas Renaissance Festival.

On Friday evening, clowns (yes, clowns) entertained us with their antics. The Bakers' daughter, **Lesa Junek**, and grandchildren **Josef**, **Emme**, and **Lydia** are members of Katy Klowns, who specialize in ministry primarily to children. We aren't too different from children, so they prepared a special program which included such sage advice as, "Don't drink your black water!"

Next up, we look forward to exploring the western town built for many movie sets, including John Wayne's epic, "The Alamo," at Bracketville. Come join us January 19-22; it will be fun! ❖

Submitted by John Baker. Photos by Phil Yovino

Continued on next page...



Josef (Shrimp), Emme (Treble Clef), and Lesa (Gumbo)

## Reports, continued



Chapter  
president  
Jay Keneson

### Texas Disco Road Runners chapter

The Texas Disco Road Runners completed our last event of the year at Whispering Pines in Tyler, Tex., where we enjoyed the Canton flea-market-shop-til-you-drop-Christmas-gift-and-things-you-can't-do-without rally. We had 12 coaches in attendance and everyone had a great time.

Those who had attended the national rally reported that it was outstanding and a lot of fun. A big thank you to everyone who had a hand in putting on another great national get-together.

We will have our next rally in Schulenburg, Tex., early next year and our schedule for all our rallies should be published shortly. ❖



Southwest  
region vice  
president  
John Bujnovsky

### Southwest region

Shirley and I spent about 15 weeks traveling from Las Vegas to Alaska during the spring and summer. We had a trip of a lifetime. In addition to that, we have been other places, so haven't spent a lot of time in Las Vegas this year.

We hope everyone had a happy Thanksgiving and a very merry Christmas. We wish you a happy and healthy new year, with safe travels. We look forward to seeing all of you at the next rally. ❖



Chapter  
president  
John Bujnovsky

### Desert Rats chapter

The Desert Rats now have a total of 13 coaches in the chapter. We lost two at the beginning of 2010, due to their being busy doing other things.

We have not yet set up our rallies for 2011, but preliminary plans were discussed at a meet-and-greet dinner on December 1. We have been having a problem with participation in the rallies, and are hopeful the numbers will increase in 2011.

As we begin a new year, the board remains the same; elections will be held later in the year. ❖



Chapter  
president  
Bob Simpson

### Heartland Discoverys chapter

The Heartland Discoverys members are mostly in a holding mode at the present time. Wanda and I headed for Florida right after Christmas. We hope to join several of our chapter members at Lazydays. We're also looking forward to seeing other DOAI friends.

So far, we have just one rally in the planning stage. This will be a Wisconsin/Upper and Lower Michigan

rolling rally in June. **Jim and Pat Gravel** are the leads on this one. I am sure we will "gin up" another rally or two later in the year.

**Tom Schmidt** has agreed to be our new chapter vice president, replacing **Charlie Richardson**. Our chapter treasurer, **Dick Snyder**, is also DOAI's national rally master. He has been going through a rough patch lately, but at this writing (late November), he's planning on going to Florida. Please keep Dick and **Brenda** in your prayers. ❖



Chapter  
president  
Jerry Call

### Midwest Discoverers chapter

Hello from northeast Indiana! The Midwest Discoverers had a great rally in Nashville, Ind. We had people from New York, Ohio, Michigan, Indiana, and Florida, and everyone had a great time. Highlights included tours of the Cummins plant and Camp Atterbury. We enjoyed a welcome party, dinner at a very good restaurant, a potluck dinner, and breakfast every morning.

The next rallies for Midwest Discoverers will be June 2-5 at Wapakoneta, Ohio, KOA, with **Bob and Joann Wilkins**



Camp Atterbury had eager visitors

as our rally hosts. In September we'll be in Long Island, N. Y., with **Captain Jack Romeyk** as our host. Details on this fall rally will be in the next issue.

We welcome all to join us at our rallies. I thank the chapter members for their help and participation in the rallies. ❖

## Generator facts and figures

**Mark Polk** says: Generators are rated in kilowatts (KW). One kilowatt equals 1,000 watts. So a 4 KW generator would be a 4,000-watt generator. RVs have either 30 amp or 50 amp electrical systems. If you have a 30 amp electrical system and you're plugged into a 30 amp, 120-volt electrical source, you can basically use 3,600 watts before you exceed the RV's electrical system. 30 amps X 120-volts = 3,600 watts. This is why a large majority of RVs with 30 amp electrical systems come equipped with 4,000-watt generators. This of course is also why RVs with 50 amp electrical systems come equipped with larger generators. ❖

*Mark Polk is a veteran RV technician, and the producer of a popular series of DVDs and books about RVs and the RV lifestyle. Reprinted with permission.*



Mike Sokol

## No shock zone

### Understanding and preventing RV electric shocks, part two

This series of articles is provided as a helpful educational assist in your RV travels, and is not intended to have you circumvent an electrician. If you feel you have a dangerous electrical condition in your RV or at a campground, make sure to contact a qualified, licensed electrician.

### Shake and bake

Remember when you were a child, and first started to help with baking, there were all sorts of measuring devices and abbreviations to take into consideration? There was a tablespoon (Tbsp), teaspoon (tsp), ounce (oz), with 8 ounces in a cup, and so on. And you better not get your tsp and tbsp mixed up or bad things would happen to your cake. The same type of rules apply when you're measuring any electrical values. You just need to know how to use a few electrical measuring tools and then you're ready to test your RV power.



### The meter

Now is the time to familiarize yourself with your voltmeter. Here's a pretty typical \$30 meter that you can purchase at Lowe's, The Home Depot, or Amazon. You'll notice a bunch of strange markings on the selection knob, only a few of which will work to measure AC voltage. Don't be tempted to just plug the meter leads into a campsite socket and spin the knob. That will guarantee

a burned out meter (at the least).

Note the markings on the control knob are divided up into four major groups.

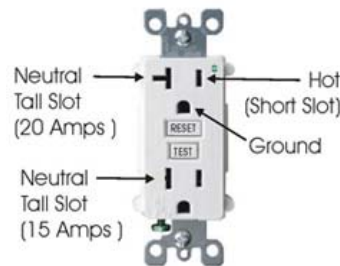
- ◆ AC V (AC voltage)
- ◆ DC A (DC amperage)
- ◆ OHM (electrical resistance)
- ◆ DC V (DC voltage)

The only two groups you'll be interested in are AC V (for measuring the AC voltage in power outlets) and DC V (for measuring the DC voltage in your batteries). For this article, we'll focus on the AC V group, since we're measuring the 120 or 240 volts AC in a campsite pedestal.

Also take a look at where the meter leads are plugged into the lower right-hand connections. The black COM (common) input is always connected to your black meter lead, and the red V-Ohm-mA (milliamperes) input is always connected to your red meter lead. Never put either meter lead into the 10A socket, which is designed specifically to check current flow. Doing so will blow the internal fuse in the meter, and possibly damage the meter itself.

All meters read the difference between the two lead connections, so if the black lead is touching 0 volts and the red lead is touching 120 volts, the meter will read 120 volts. However, if both the red and black leads are touching 120 volts, the meter will indicate 0 volts, which is because 120 minus 120 equals 0. See how it works? That's the key to using a meter. It must be connected between the two voltages you want to measure.

Now, let's move back to the meter settings. In the AC V area you'll see a 200 and a 750 setting. When set to 200, the meter will read up to 200 volts; when set to 750, the meter will read up to 750 volts. Since we could be reading as much as 240 volts, we'll always just set this to 750 and leave it alone during all testing. If you set it to 200 and connect it across a 240 volt outlet, the display will probably stick on 200 volts and start blinking. That doesn't hurt anything, but it doesn't tell you the actual voltage. Many meters of this type have a 400- or 600-volt setting, so setting for 400 or 600 volts is fine as well, just as long as it's set for something more than 250 volts. And if you have an auto-ranging meter, just set it to read AC volts and it will figure out the proper scale for you.



### The outlet

Before you graduate to measuring the big 240-volt, 50-amp outlets, you need to start on a common 120-volt, 20-amp outlet like you might find in your living room or throughout your RV. Here's what one looks like and the

connections as standardized by the National Electrical Code. You'll see a little U-shaped hole: that is the ground; a taller slot on the left, which is the neutral; and a shorter slot on the right, which is the hot connection. Don't be confused if the receptacle is mounted upside down with the ground connection to the top. *The taller slot is always the neutral; the shorter slot is always the hot.*

This is a GFCI (Ground Fault Circuit Interrupt) receptacle, so there are test and reset buttons. More on this later, but pushing the "test" button should cause the "reset" button to pop out and kill the power from the outlet. Pushing the "reset" button in until you feel a click will restore power to the outlet. The job of the GFCI is to kill the power to the plug before it kills you, say from a hot skin condition on your RV. But these GFCI receptacles are only on the 20-amp campsite outlets, not the 30- or 50-amp outlets. In that case you'll need your own GFCI breaker or outlets in the RV that will help protect you from a shock to ground. We'll discuss this topic more toward the end of this series.

Also note the difference between the 20-amp and 15-amp versions of the outlets. A 20-amp outlet will have another sideways slot for the neutral connection, while a 15-amp outlet will only have a single vertical slot. *Continued on next page...*



## No shock zone, continued

### The measurements

Since we'll be measuring live voltage, you need to observe the safety rules from Part I of this series:

- ◆ Use only one hand to hold the plastic handles of the meter leads
- ◆ Be sure you don't touch the metal tip portion of either lead
- ◆ Don't stand or kneel on wet ground.

For most situations, dry sneakers will insulate you from the earth sufficiently, and if you're doing this test in your living room, then wooden floors or carpet will protect you if something goes wrong. But if you're going to measure voltage at a waterlogged campsite, I suggest standing on a dry rubber shower mat so your feet are insulated from the ground.



### HOT to NEUTRAL

With nothing plugged in to the camp outlet, switch on the 20-amp circuit breaker at the power pedestal, set your meter to the 600 or 750 V AC setting and, using one hand, insert your meter leads into the left

and right neutral and hot slots. Remember not to rest your opposite hand on the metal box. It really doesn't matter which side gets the red or black meter lead since it's alternating current.

Since the neutral connection is at 0 volts and the hot connection should be around 120 volts, you should read somewhere between 115 and 125 volts on the meter display. If not, then something's wrong with the power hookup. If you measure 0 volts, then maybe you need to reset the circuit breaker, or if you have an outlet with a GFCI (Ground Fault Circuit Interrupt), remember to push the little reset button on the outlet itself. If it still doesn't measure 110 to 120 volts, immediately contact the camp manager. If you measure 230-240 volts, then that power outlet has been jury rigged inside the box to produce higher voltage. This is illegal and highly dangerous, as you'll surely blow up every piece of electrical gear in your RV if you plug into this outlet. So, if you read 240 volts on the 120-volt outlet, *do not* plug in your RV, and, again, immediately contact the camp manager.



### HOT to GROUND

If hot-to-neutral checks out around 120 volts, then it's time to test the ground, so plug your two meter leads into the hot (shorter slot) and ground (U-shaped hole) connections. Since you're reading from the

ground connection, which should be 0 volts and the hot

connection, which should be around 120 volts, your meter should show about 120 volts. If you read 0 or something strange such as 60 volts, then the ground wire might be floating, which could cause a hot-skin condition that will shock you when touching the body of the RV.



### NEUTRAL to GROUND

Next, check from neutral to ground. That should read very close to 0 volts, but up to 2 volts is acceptable according to the electrical code. If, however, you read 120 volts from neutral to ground, then the polarity

of the power outlet is reversed. Don't plug in. Again, this can cause a dangerous hot-skin condition depending on how your RV is wired.

### Final exam

As a final check, a \$5 outlet tester from your local home center will confirm that the polarity of the outlet is correct. Plug it into the power outlet on the pedestal and you should see only the two yellow/amber lights light up. If you see any other combination, do not plug in your RV.

If you're only using 20-amp power for your RV, you're just about done. At this time, I recommend plugging this outlet tester into an outlet inside your RV that you can see from the open door or window. Now, go ahead and switch off the circuit breaker, plug in your 20-amp RV connector, and turn the circuit breaker back on. But before you touch anything on your RV, take a peek through the door or window at the outlet tester inside your RV to confirm it's showing the same yellow/yellow pattern. If not, then your extension cord or RV plug has been incorrectly wired. If that's the case, turn off the circuit breaker and find out what's wrong before proceeding to power up your RV. I also like to keep this same tester plugged into an inside outlet that's visible at all times. That way, if something happens to the wiring in the campgrounds that electrifies all the RVs in an area, you'll get warning from the outlet tester before you get shocked on the door frame while stepping out.

Once you're familiar with the procedures, all this can be done in a minute or two. It's a very small inconvenience that will help ensure the safety of you, your family, friends and pets. Stay safe!



*Continued on next page...*

## No shock zone, continued

### Quick tips

- ◆ Always set your meter to read AC volts using the 400-, 600- or 750-volt scale
- ◆ Hot (short slot) to neutral (tall slot) should read approx 120 volts
- ◆ Hot (short slot) to ground (U-shape) should read approx 120 volts
- ◆ Ground (U-shape) to neutral (tall slot) should read approx 0 volts ❖

© 2010, Mike Sokol. Reprinted with permission.

Part three of this series will cover how to check 30-amp and 50-amp circuits at the campsite pedestal before plugging in, as well as using non-contact AC tester to check for an RV hot-skin condition. Stay tuned and stay safe.

Mike Sokol is the chief instructor for the HOW-TO Sound Workshops ([www.howtosound.com](http://www.howtosound.com)) and the HOW-TO Church Sound Workshops. He is also an electrical and professional sound expert with 40 years in the industry. Visit [www.noshockzone.org](http://www.noshockzone.org) for more electrical safety tips for both RVers and musicians. Contact him at [mike@noshockzone.org](mailto:mike@noshockzone.org).



Ron Jones

## What do we do with our stuff?

### One man's view of full-timing

Everybody has stuff. To quote the late **George Carlin**, "A house is just a pile of stuff with a cover on it." Sometimes (unfortunately) you may have accumulated lots of stuff due to age, having a large house, living in one place a long time, having it handed down from parents or maybe from children who have had and now don't have a place of their own, or (also unfortunately) maybe you are just a pack rat. Regardless, stuff does accumulate and you have to deal with it or (another unfortunately) let your family deal with it when you are no longer able.

There is one thing for sure ... you must do something with at least part of your stuff if you are going to full-time or plan some extended travel – you just can't take it all with you. For our discussion here, think of extended travel as full-timing – but for a shorter period of time. For example, suppose you want to be the classic "snowbird" and in your RV, travel from your home in Michigan to Arizona, spend the winter, and go back to your Michigan home in April. Nice, right? Doing this, you instantly become an extended traveler. Plus, you actually become a full-time RVer for a few months.

You cannot take all your stuff with you. One option is a storage facility. They are available everywhere and, of course, at a cost. Controlled climate (air conditioned and heated) storage is always best since photographs, adhesives (virtually all furniture – antiques, too – can be partially glued together), and other assorted things are generally better off stored in controlled conditions. Extreme heat and cold will destroy some of your stored items, so be careful. If you live in the far north or south, this is a major consideration.

Don't just cram your stuff in someone's garage regardless of the cost savings. While a good-hearted neighbor, friend, or even a family member may offer their garage, storage building, spare bedroom, attic, or basement, we always recommend not imposing on them. Regardless of good intentions, because you may be away for several months, your and their lives can change. Simply, your stuff may suddenly need to be moved, it becomes an imposition, and you are a thousand miles away.

### Friends and family

I always suggest that you not depend on friends who may volunteer to watch over your house for you. After months, the reality of the task rarely matches the good intentions regardless of the sincerity of the parties involved.

Some RVers work out an agreement with a family member to house sit long-term. One couple let their grandson house sit for them when they started full-timing. The grandson was attending a local college and it provided a good situation for all. The grandson did not pay rent to them, but paid utilities, insurance on the house, exterminator, association dues, etc. – all prorated monthly and totaling less than some other apartment rent. The couple kept the utilities in their name and the grandson deposited a check for his monthly utility costs directly into their bank account (anyone can make a deposit into your account without having direct access to the account). They shared the cost of the satellite TV service.

Unfortunately, after about one year, the grandson moved on, the couple had to make the trip back to their house, and it required some extensive clean up to get it back to their definition of normal. Don't forget ... your "normal" and my "normal" may not be the same normal.

### The big stuff

There are typically four big items or categories of stuff you need to deal with. Obviously, some are easier than others.

#### HOUSE

If you plan to keep your house, then you must find some way for someone to take care of it. Unfortunately ...

- ➔ That can be expensive (to hire it done)
- ➔ It may be a hassle
- ➔ You cannot let a house sit empty for long periods of time (months), as it will deteriorate.
- ➔ Murphy's Law says that something will go wrong (water leak, frozen pipes, rodents, whatever)



Continued on next page...

## Our stuff, continued



### FURNITURE

If your grand plan is to sell your house and when or if you ever decide to stop full-timing, get another place (condo, apartment, house, castle, whatever), your existing furniture will likely not fit the new place either for style, color, size, or number of pieces. Sorry! Selling or having family members take custody of your existing furniture may be the best and easiest solution. Plus, if you do purchase another place sometime in the future, you will have some fun buying the new furniture for the new place. Having family members take custody may be a method for you to easily help using familiar items.

### CAR

You will likely need a car to take with you, unless you tow a fifth wheel or travel trailer. With a fifth wheel, of course, you must have a truck. You can, however, tow a travel trailer with certain cars or SUVs. We are a typical two/three-car-per-family nation, but you cannot let your extra vehicles just sit unless you specifically arrange for it. Car storage, like RV storage, is possible, but you have to do certain things to get it ready to store. Otherwise it, too, will deteriorate.



There is the possibility of selling the extra car. One couple sold theirs with the plan to buy another car when needed. They ended up continuing to full-time longer than they originally planned and were able to put off the new purchase for several years. A secondary result of this is cost savings.

There is also the car rental option. It is common for full-timers with a drivable RV to sell all their vehicles and rent a car/4WD/truck when they really need one. The theory is that you don't need a car every day, especially if you are located in an area with mass transit. Overall, your car rental costs will be significantly less than the cost of owning one. This approach is very common when traveling in a Class C or smaller Class A coach, because you can get around (drive more places) in the smaller RVs easier than in a big rig. However, very little full-timing takes place in a Class C motor home.



### FAMILY (SENTIMENTAL) STUFF

Selling a house or moving to a smaller place does not mean giving up your personal family things. From old photos to antiques passed down through generations to mementos (non-antique sentimental items) – these are important to most of us, give peace of mind, and allow us to reminisce with fond memories of good times long past.

These items should be stored in a controlled-climate storage. You can also ask a family member if they will store some for you. Again, this may not work if you have a room full of stuff to store. Our personal solution was that our two (grown) granddaughters and daughter took some of the items

and the rest was stored. They took what they wanted, but the end result was that since the total amount of items was shared, no one was overwhelmed with piles of stuff.

We faced the task of deciding what to keep, as you will, too. Although this can become a highly-charged emotional issue, we agreed that either one of us could simply say, "I want to keep that," and that's exactly what happened – we kept it. There was no discussion, argument, justification, or questions – we kept it, period.

My wife and daughter took a walk through the house and our daughter would point out things (pictures on the wall, trinkets, vases, tables, etc.) and would ask my wife what she wanted to do. While an occasional tear would form, the result was that neither of us had to make an instant, tough decision with our life's precious possessions.

The process worked great. "Keeper" stuff was stored (and some was taken with us). That was in early 2003. We would return every year to visit our stuff, go through, and eliminate a bit more – not because we had to, but it seemed natural to do this. There was no emotional pain in the process.

There is an old bumper sticker joke that states, "If you don't fly first class, your heirs will." Now apply this thinking to your stuff ... if you don't go through it, your heirs will have to.

### The end result

In my book, *Fulltiming for New and Used RVers*, I offer a more detailed discussion of the process of getting ready to full-time, including what to do with your stuff. Whether you plan to full-time or do some extended travel, your best option is to eliminate the non-essentials from your life. Make your decisions. Don't burden friends with responsibilities for your stuff. Plus, don't "guilt trip" your family into taking on this responsibility.

You are changing your lifestyle, so you should expect some ups and downs. When you full-time or do extended travel, your life will not be the same. I think it will be better. I know ours became better then and still is today. ❖

*Questions or comments? Contact Ron Jones at [info@rvstuff.org](mailto:info@rvstuff.org). Visit his website at [www.rvstuff.org](http://www.rvstuff.org) for more information or to order one of his 'must have' RV book titles which include *All the Stuff You Need to Know about RVing*.*



*Dr. Jones has worn more than a few hats in his day. Formerly an Army medic, senior professor of engineering technology at University of North Texas, and retired publisher, he is now the dean of "how-to RV." Ron and his wife, Sandy, have been camping on wheels since 1962.*



## More photos from the national rally



The quilting ladies at the rally, left to right: MaryAnne Weinberg, Barbara Brady, Kathy Baker, Judy Jo Bruton, Doris Smith, Louise Mauck, Sarah Hallum, Nina Soltwedel, Roberta Trent, Freddie Perry. Unable to be at the rally: Hazel Allen, Donna Barker, Evelyn Fuller, Linda Hargest, Sherry Klungseth, Lucy Lewis, Della Quinn, and Elsie Sikes.



The children of Carlton and Lisa Taylor: Lydia (15), Luke (14), Anna (12), Rebekah (11), Abigail (9), Grace (6), and Philip (3)



Grandmom Becky Godwin holds the youngest Taylor, Naomi (1), who did a "crawl on" during her older siblings' performance



A sample of the gatherings in the rally hall, this one a glimpse at the welcome party. The festivities continued throughout the week as rally attendees all came together each evening.





Gary Bunzer

## The RV doctor is in...

### Keeping it on the level – simple steps to leveling your RV

I remember the first time I saw it ... I was amazed ... that huge motor home, slowly making its way through the campground, gently rocking as it wound its way to the temporary site. Effortlessly, the pilot backed into the campsite and shut the unit down. Before the entry door was even opened, I saw four strange-looking legs of steel being thrust groundward like some type of morphing kid's toy. With a slight, subtle shudder, the coach settled into a perfectly level position. Yep, automatic levelers, electric or hydraulic are a luxury to be admired. But what about the rest of us? What exactly do we do when we set up camp after each traveling day?

Well, before addressing the basics of leveling your RV, let's understand why the rig needs to be leveled in the first place. Certainly our camping comfort is at issue. It would not be appealing to sleep with our heads lower than our feet, or to be constantly struggling to keep from rolling into the wall or worse yet, the spouse. And consider the inconvenience of having the eggs roll off the galley countertop every morning.



The primary reason for leveling any modern RV is to enable the absorption refrigerator, specifically the low-temperature evaporator coils in the refrigerator, to function properly. Due to the dynamics of the RV absorption refrigerator, the evaporator coils inside the cooling unit must permit the gravity flow of liquid ammonia through a portion of the system. And as any RVer who can spell "RV" will know, liquids simply won't flow uphill. Without getting too steeped into the theory of absorption refrigeration, suffice it to say that it can indeed be costly if the refrigerator is operated off-level. True, newer cooling unit technology incorporated in today's RV refrigerator employs a more vertical approach to evaporator positioning, still the refrigerator must be "relatively" level for optimum operation. Fore and aft as well as side to side leveling remains a concern.

But, you say, it is so difficult to check the level of the refrigerator with it stuffed full of food. This is true also, so try this: Before beginning a trip, with the refrigerator empty, place a circular bubble level either in the center of the shelf in the freezer compartment, if the refrigerator indeed has one, or in the center of the bottom of the freezer compartment if there is no shelf in the freezer. Next, level the coach so that the bubble is in the exact center of the level. Then, permanently mount a set of corresponding levels anywhere that is convenient for you.

For motor homes, mounting a set of level indicators near the driver's compartment makes it easy to monitor your "levelness" while you drive up onto a set of leveling blocks. It matters not how level the counter top in the galley is, or how level the floor of the RV is, or even how level the casing of the

refrigerator is; *it's the evaporator portion of the cooling unit that counts.* Bi-directional, mountable bubble levels are available in a myriad of configurations and price points at any well-stocked RV parts store.

Also, remember this: most RV manufacturers simply create a hole in the cabinetry in which the refrigerator slides. RV refrigerators are purchased in quantity from the supplier or distributor and most coach manufacturers simply insert one into the cabinet opening, screw it down and send the coach on down the assembly line. Some RVs have refrigerators that do correspond to the levelness of the floor, but others may not be so fortunate. And this is one area where guessing is not encouraged.

For specific information concerning just how far off-level a particular brand of refrigerator can be, contact the technical support people at that refrigerator manufacturer. (You'll find a detailed manual for the refrigerator inside most owners' manuals.) Avoid listening to wives tales around the campfire. Each manufacturer has its own set of specifications for its model line.

If your refrigerator happens to be one of the older types, make it as level as you can. Don't risk ruining the cooling unit. Take a few extra minutes to verify just how level you are before operating the refrigerator. Perhaps it will save you a walletfull of dollars better spent elsewhere. Okay, now that you have a permanent set of levels conveniently installed, stay aware of them as you set up camp after each day of travel. Here's how:

### Best on the block

For those RVs not equipped with electric or hydraulic levelers, the only option is to run one, two or three of the tires up on blocks in order to obtain the optimum level position. Always keep one tire firmly on the ground. Keep in mind most modern campgrounds have relatively level spaces to begin with, but you will still have to be prepared for some of the older campgrounds or for those off-the-beaten-track dry camping sites you like to visit. There are some aftermarket products designed to actually lift the tire of the RV, but the majority of users still resort to blocks.



Typically, most RVers carry a small assortment of wood blocks in varying dimensions for leveling the coach though there are some fine aftermarket products consisting of interlocking, stackable plastic blocks that are quite useful, but at a more substantial cost. Wood blocking is less expensive and easily obtained. Though not a necessity, but for extended usefulness, purchase pre-treated lumber for cutting into individual blocks. Usually 2 X material cut to varying lengths

*Continued on next page...*

## RV doctor, continued

is all that is necessary as long as you can stack them high enough for a worst case off-level site. Here's the key: the blocks should be long and wide enough to support the complete tire footprint. With multiple blocks under one tire, the bottommost block should be the longest and widest with each additional block slightly shorter. They can all be the same width. This will create an easy-to-climb ramp of sorts.

### How to block – six easy steps to leveling the RV

1. Position the RV about two feet away from its final stopping point. (The actual distance will correspond to the length of blocks you use.)
2. Turn the engine off and set the parking brake.
3. Determine exactly how many blocks will be needed at each tire position that requires lifting. It may take a few attempts to obtain the optimum level position. After a few times though, this step will become second nature as you gain expertise.
4. Place the block(s) against each tire (back or front, depending on which direction you're headed), making sure when two or more stacked blocks are used they are offset slightly in order to maintain the ramp-like configuration.
5. Start the RV (or tow vehicle), release the brake, engage the transmission and allow the engine idle speed to power the unit up the ramp of blocks. If the ramp is three or more blocks high, it may be necessary to use the accelerator some to ease the rig up the ramp. Keep one foot on the brake and stop when you reach the exact center of the top block. Here's where good communications with your co-pilot really pays off.
6. Once stopped, verify how level you are by referring to the permanent levels you installed earlier. If level, place the transmission in Park, stop the engine and set the parking brake. It is now safe to operate the refrigerator.



Here's an example of improper blocking. Notice how only the center of the tire is supported. Indeed this will raise the RV, but it will also severely weaken the sidewalls of the tire over time. An unsafe driving

condition could develop.

One of the worst habits to develop is using inappropriately sized blocks for leveling the coach. This is not only a poor leveling technique; it also is doing irreversible damage to the tire. The weakest portion of any tire is the sidewall. In the photo above, the tire bulging over both sides of the block puts undue stress on both sidewalls. Prolonged use of incorrect blocks will substantially weaken the sidewalls, thereby creating an unsafe driving or towing condition. Tire safety should never be compromised or jeopardized.



Here is an example of a properly blocked tire. Notice how the block ends have a tapered cut. This is a good practice since it lends itself well to keeping the stack ramp-like. Notice also that a ribbed plastic block is used as the uppermost block. This is

highly preferred, since the use of untreated lumber has the propensity to retain moisture and grow mold. The tire remains high and dry even during extended stays in rainy locations. (It is also recommended to cover the tires completely when staying for extended periods in areas with high levels of ozone and/or ultraviolet radiation.)

When leveling a motor home with dual rear wheels, it is a good practice to use boards wide enough to cover the complete dual footprint. Don't leave the inside dual tire just hanging there.

### Leveling ... not!

Be aware of the difference between leveling the RV and stabilizing the RV. They are not the same thing. Leveling the RV literally lifts the coach by raising the appropriate tire positions to obtain the degree of levelness needed to operate the refrigerator safely. Stabilizing jacks are used to eliminate RV bounce once the coach has been leveled. Though some RVs may come equipped with stabilizers, they are not designed to actually raise the RV. Rather they should be considered beneficial for stabilizing the RV or slide-out. Aftermarket stack jacks, scissor jacks or screw jacks are a definite plus; they are simply not adequate for leveling the RV.

So in lieu of electric or hydraulic levelers, keep these important factors in mind:

- 🔧 The levelness of the low-temperature evaporator inside the refrigerator is the main reason for leveling in the first place.
- 🔧 Use wooden planks or aftermarket blocks to raise the RV to the desired height.
- 🔧 Always keep at least one tire on the ground.
- 🔧 Protect the tires by using the correct size blocking.
- 🔧 Add stabilizers to eliminate RV bounce.
- 🔧 And finally, save your nickels and dimes for that cool set of automatic levelers! Remember, RVing is more than a hobby – it's a lifestyle! ❖



Gary's RV Doctor column has been published somewhere every month for over 33 consecutive years. Visit his website, [www.rvdoctor.com](http://www.rvdoctor.com), for additional RV articles, technical information and video tips. We thank Gary for allowing us to reprint his sage advice on RV matters.

## DOAI members' classified advertising

Want advertising policies and rates? Contact editor at [doaiexpress@discoveryowners.com](mailto:doaiexpress@discoveryowners.com) or call 303.570.2736. Free ads for DOAI members are brief. For **full** details and photos, visit the DOAI website at [www.discoveryowners.com](http://www.discoveryowners.com). Click on "Classified Ads."

### Discoverys **FOR SALE**

**2002 38P:** Low miles, mint condition, garaged. Ray Martin; 813.642.9248; [franray1@verizon.net](mailto:franray1@verizon.net) **\$79,900**

**2003 39L:** 48km, new tires/batteries; full tile throughout. Sandy Fields; 830.632.9326; [thomfiel@earthlink.net](mailto:thomfiel@earthlink.net) **\$95,000**

**2006 39S:** 19km, many upgrades, outdoor kitchenette, more. Chris Coats; 770.537.8324; [cocoats@silvey.com](mailto:cocoats@silvey.com) **\$121,900**

**2002 38P:** 36km, new Norcold fridge, new spare tire, clean. Jackie Quinn; 936.931.2130; [della.quinn@gmail.com](mailto:della.quinn@gmail.com) **\$72,000**

**1998 36T:** 98km, new tires, kitchen hdwd floor upgrade. Kevin Dagon; 337.378.2280; [kjdagon@gmail.com](mailto:kjdagon@gmail.com) **\$45,000 OBO**

**2002 37U:** 50km, clean, with Land Rover tow package. Sam Hatcher; 850.387.0105; [samhatcher@cs.com](mailto:samhatcher@cs.com) **\$79,850**

**2003 39S:** 72km, In-Motion satellite, new batteries, clean. Charles Scott; 323.620.7028; [scottsbarbque@yahoo.com](mailto:scottsbarbque@yahoo.com) **\$82,500 OBO**

**2004 39L:** 26km, new tires, new refrig., tire covers. Bob La Plante; 904.477.3634; [mwlap@comcast.net](mailto:mwlap@comcast.net) **\$114,000 OBO**

**2000 36T:** 78km, one slide, full awnings, new TV. Evelyn Fuller; 702.528.8115; [eviefuller@yahoo.com](mailto:eviefuller@yahoo.com) **\$60,000**

### Other RV items **FOR SALE**

**Rear wheel cover:** 2001 D, 47 $\frac{3}{4}$ " wide, 31 $\frac{3}{8}$ " high. Robert Wilkins; 419.753.2502; [nkvet@nktelco.net](mailto:nkvet@nktelco.net) **\$300 + shpg**

**Stove:** From '98 D, excellent condition. Jimmy Williams; 580-380-0000; [jpw3840@westok.net](mailto:jpw3840@westok.net) **\$100 OBO**

**Dometic circuit board:** Part #2932881010 088257 BOA. Guaranteed. Tom Williams; [tocowilliams@gmail.com](mailto:tocowilliams@gmail.com) **\$50 + shpg**

**Roadmaster Brake Pro:** Used twice, \$1,299 new. David Nezat; 225.571.7327; [dnezat@gmail.com](mailto:dnezat@gmail.com) **\$550 plus shpg**

**KVH In-Motion dome, #R5SL,** never used, cost was \$1,515 new. Mike Magee; 616.527.6160; [mageemike@mac.com](mailto:mageemike@mac.com) **\$750**



You bought an RV to see the world...  
Why let foggy windows block your view?



**RVFogDr.™**  
Insulated Window Repair

If you own an RV, motorhome, camper or trailer, chances are you may experience fogging in your insulated glass windows, for repair call us.

\*RVFogDr.™ also specializes in windshield replacement & chip repair.

**(501)278-3015**  
2210 Dodge Ave. | Searcy, AR 72143

To Learn More:  
**RVFogDr.com**

## A few last looks at the 2010 national rally



"The Old MacDonald" singers proved to be good sports



Portia and MaryAnn had a couple of good laughs



There was time to enjoy small-group fellowship during the week. What a terrific national rally! If you missed it, we missed you!  
*Photos by Frank Cason and Portia Williams*

### Discovery Owners Association, Inc. membership application

**Welcome** to the premier non-profit organization for owners of Discovery motor homes by Fleetwood RV, Inc. DOAI is an organization intended to foster social opportunities and information exchange among all members.

**Dues** are \$20 for the first year (includes one-time \$4 administrative fee); \$16 for one-year renewal; \$45 (\$49 new members) for three years; \$75 (\$79 new members) for five years.

**PLEASE...PAYABLE IN U.S. FUNDS ONLY!**

*Questions? Call toll-free 888.594.6818*

**Mail** the form below with your check payable to *Discovery Owners Association, Inc.* to:

**Portia Williams, Membership Director**  
**P. O. Box 95**  
**St. George, UT 84771-0095**

**Join/renew online at <http://www.discoveryowners.com>**

Last Name \_\_\_\_\_ First \_\_\_\_\_ Spouse/Partner Name \_\_\_\_\_

Address \_\_\_\_\_

City, State/Province, ZIP+4 Code/Postal Code \_\_\_\_\_

Home Telephone \_\_\_\_\_ Cell Telephone \_\_\_\_\_

Discovery Year and Model \_\_\_\_\_ Email Address \_\_\_\_\_

Who recommended DOAI membership to you? \_\_\_\_\_

Check enclosed for \$ \_\_\_\_\_ representing (*check one*):  One year  Three years  Five years