



# Discovery EXPRESS

Vol. 8, No. 2

Spring 2006

## IN THIS ISSUE

About This Newsletter	2
President's Message	2
Future National Rallies	2
Summary of Board Meetings	3
Treasurer's Report	4
New Members	4
Region Rally Report	5
Rally Schedule	6
Thoughts and Prayers	6
DOAI Board	7
DOAI Chapters	7
Chapter Reports:	
Discovery Texans	8
Midwest Discoverers	8
Dixie Travelers	8
Mason-Dixon Discoverys	9
Arizona Discovery Owners	9
Heartland Discoverys	9
Northwest Adventurers	9
Texas Disco Road Runners	10
Discovery Pioneers	10
Region Reports:	
Northeast Region	10
Northwest Region	10
Founders' Forum	11
Full-Wall-Slide Discovery	11
The Czar of Camp Lucky City	12
Photos from Pete's Album	13
eGroup Conversation	14
Discovery Modifications	15
Red Hat News	16
Discover the Alamo	16
Fleetwood Technical Info	17
Onan Technical Info	18
Traveling with Propane	18
Why Attend a National Rally?	19
The Macerator	20
From Then to Now	20
Sale Page for Members	21
2006 National Rally Form	22
2006 National Rally Notes	23
Editor's Ramblings	23
Membership Form	23

*RVs have changed the nation's roadways forever. RVers see America in style.*

— Gordon Elliott, host

Fine Living Network's Genuine Article

*I really feel like an American because I RV through America!* — Gary Burghoff  
Actor ("Radar" on M\*A\*S\*H)

## WELCOME TO SPRING AND DOAI!

In this issue you'll find these articles  
and so much more!

### THE WORK CONTINUES

The flag still flies in spite of Katrina. Inside you'll find a first-hand account by DOAI member Pete Shaffer, who served as manager of a FEMA campground in Mississippi. There were lovebugs, dancing generators, water tank woes, and what-all. We have photos, too!



### DISCOVER THE ALAMO!

Chapter members in the South Central Region have been working steadily to put together a bang-up national rally for next October. Read about the latest plans and check out the *revised* registration form. Mark your calendars and plan to be in San Antonio this coming October!

### SOUTHEAST REGION RALLY: A GREAT TIME WAS HAD BY ALL

Three chapters put on a super-doooper region rally at Lazydays and we've got some photos to prove it, plus a first-hand report from the rally master, Pete Pizzano. Hey ... that's a new Discovery banner! → → →



*Quarterly Publication of Discovery Owners Association, Inc.,  
an organization by and for owners of Fleetwood RV Discovery Motor Homes*

**ABOUT THIS NEWSLETTER**  
**Discovery EXPRESS** is published four times annually. **Deadline** for copy is the 20th of the last month in each quarter: March, June, September, and December.

**Member addresses and telephone numbers** published in this newsletter are for members' personal use only.

**Toll-free numbers** for officers and chairmen are to be used **only** for DOAI business.

**Members** are encouraged to send in articles, tips, questions, and/or comments.

**Material** for the newsletter may be sent via e-mail or U.S. Post Office. Photos are welcome, and if sent via e-mail, should be in either .jpg or .bmp format. Photos sent by regular mail will be scanned and returned to contributors. **All submissions will be acknowledged.** If acknowledgment is not received within a reasonable time, please call the editor.

**Discovery EXPRESS Editor**  
 Nina Lee Soltwedel  
 4736 Harwich St.  
 Boulder, CO 80301-4217  
 888.786.2962  
[nina.soltwedel@gmail.com](mailto:nina.soltwedel@gmail.com)

**Please notify us when your address changes!** Contact the DOAI membership director as soon as your new address is known. Newsletters are costly to mail, and DOAI pays double when a newsletter is returned.

**Membership Director**  
 Portia Williams  
 P. O. Box 95  
 St. George, UT 84771-0095  
 888.594.6818  
[rgwilliams@sisna.com](mailto:rgwilliams@sisna.com)

**DOAI Website**  
[www.discoveryowners.com](http://www.discoveryowners.com)

**DOAI eGroup**  
[www.groups.yahoo.com](http://www.groups.yahoo.com)

## PRESIDENT'S MESSAGE

by Phil Yovino

**H**i again, Discovery Owners! There were 150 Discoverys at the tri-chapter rally hosted by the Dixie Travelers, Mason-Dixon Discoverys, and Mid-South Roadrunners. And like always, it was great. The food, entertainment, and the extra day picnic were all well done. Everyone seemed to have a really good time. A big thanks to all the members who took part in putting on this super rally.

Dot and I left the rally and drove south to Lake Worth, where we camped at lovely John Prince County RV Park. They have 280 sites on a lake and it's just beautiful. Best of all, the price was good – just \$18.00 for non-residents with the seventh day free. We have family in the area and my cousin arranged for a family reunion at their home. It's always a good feeling to be with family.

We left Lake Worth after a week of beautiful weather and drove north to the Villages at Lady Lakes, about 200-plus miles, and visited our past president, Lois Patterson and her husband, Gene. They're doing fine, playing lots of golf, and enjoying their home. They send their regards to all and miss not being at our rallies.

We then drove to Loxley, Alabama, where we visited with our founders, Dorothy and Jim Devine. We're happy to say Dorothy was doing wonderfully, and chomping at the bit to do some traveling. Jim said if Dorothy keeps improving, they will take a short trip to



get away for a while. The next day, they gave us the tour of the area and we enjoyed breakfast at a real country restaurant. The food was good and there was plenty of it. We had a good day.

In the last *Express*, I mentioned we were going to be more aggressive with advertising in the newsletter. The board approved the allocation of one page for ads related to RVing. With Nina, Bob Cook, and Marshall Godwin, we're off to a fast start. Nina designed the advertising rate sheet, and Marshall will get the ad contacts. Plus Bob Cook came up with the idea to include the website to make the ads even more attractive to advertisers.

I also said that I would report back to the members about our national rallies, and where they would be held. The board and all the chapter presidents agree we should continue the same rotation. Our national rally master, Jay Keneson, has a report on that in this issue. We all can agree that's what the D was made for – traveling. Our members want to see different places and do it in their Discovery, their home away from home.

This past weekend (March 17-19), the Discovery Texans and the Texas Disco Road Runners held a joint rally in Glen Rose, Texas. The members were making plans for the big rally, the national in San Antonio this October. I'm not going to say what the ladies of the chapters were making that's going to be a **big** surprise, but you'll love it. Lots of planning and lots of fun was had by all.

Enjoy your Discovery, have great outings, embrace the friendships you made along the way, and thank whoever you want for making it possible. Have safe travels and good health. ❖

## FUTURE LOCATIONS OF NATIONAL RALLIES

by Jay Keneson

**O**ne of my responsibilities as national rally master is to select the regions for our national rallies.

As you know, the locations for the 2006 and 2007 rallies have been set. We must now decide on the regions for the next six years – 2008-2013.

The national president conferred with the chapter presidents and region vice presidents who attended the last Lazydays region rally. The consensus was to continue with decentralized national rallies to be held in a different region each year.

We have six regions, thus a six-year rotational schedule. This is the rotation that



I am considering presenting to the board for the next six years. Additionally, I am going to recommend that all national rallies be held in the mid-September to late October time frame each year.

2008 - Southeast Region  
 2009 - Northwest Region  
 2010 - North Central Region  
 2011 - Northeast Region  
 2012 - South Central Region  
 2013 - Southwest Region

Membership input is vital to this planning, so please submit your suggestions to me via e-mail or phone, if necessary.

Once the regions are approved by the board of directors, we will ask for your help in finding some great locations for the local chapters to look at and forward for consideration. ❖

## SUMMARY OF BOARD OF DIRECTORS MEETINGS

### January 26, 2006, Seffner, FL

In attendance: Phil Yovino, Tom Fields, Louise Mauck, Pete Pizzano, Marshall Godwin, John Zidek, Garry Shirey, Dick Snyder, Jay Keneson, and Becky Godwin.



Becky Godwin

1. CTO: Phil Yovino.
2. New board members welcomed; former board members thanked.
3. Minutes of meeting held August 12, 2005 read and accepted.
4. Old Business:
  - a. Canadian flag has been purchased.
  - b. Garry Shirey working on acquiring Discovery flags.
  - c. Changes to Standing Rules completed, and copies distributed to all board members.
  - d. Change to bylaws in progress re only one person per coach eligible to serve on board. Marshall and Becky Godwin volunteered to cast only one vote during this time to support the spirit of the proposed change.
5. New Business:
  - a. Proposal to prohibit board members from holding office of chapter president or chapter vice president rejected by majority vote.
  - b. Proposal that region vice presidents be elected by members in that region accepted unanimously.
  - c. Proposal to open all board meetings and proposal to publish board members' votes by name in newsletter joined and tabled until no later than May 31, 2006.
  - d. Proposal to require general membership vote on all expenditures over \$2,000 rejected unanimously.
  - e. Proposal to require region vice president to be resident of region he/she represents accepted by majority vote with understanding that bylaw change should be worded such that full timers are not prohibited from running for region vice president in the area where full timer normally lives regardless of mail forwarding address.
  - f. Proposal to include "incumbent" on ballot following name of candidates seeking national office rejected by majority vote.
  - g. Proposal to limit term of all national officers to two two-year consecutive terms accepted by majority vote.
  - h. Proposal to require all members of

the board or a representative to attend a minimum of one board meeting per term of office was rejected by majority vote. Board members are strongly urged to attend board meetings, but it is felt that special circumstances may prevent physical attendance. The bylaws provide for participation in board meetings via phone or other means.

6. Meeting adjourned. ❖

### January 29, 2006, Seffner, FL

In attendance: Phil Yovino, Tom Fields, Louise Mauck, Pete Pizzano, Marshall Godwin, John Zidek, Garry Shirey, Dick Snyder, Jay Keneson, and Becky Godwin.

1. CTO: Phil Yovino
2. Minutes from meeting held January 26 accepted with one change.
3. Old Business: To the question of how board members would cast votes on items tabled at previous meeting, Phil advised vote would be taken by phone or e-mail.
4. New Business: Phil reported that Fleetwood has assured DOAI that Fleetwood has no plans to discontinue support of DOAI. This was in response to an e-mail from a former DOAI member making an assertion that Fleetwood's support would be withdrawn. This e-mail had been circulated among some current DOAI members.
5. Discussion:
  - a. National rally master Jay Keneson to develop a long-term forecast of national rally locations and dates. Tom Fields indicated the chapter presidents are unanimous in their support of the current national rally rotation.
  - b. The 2007 national rally will mark tenth anniversary of DOAI. Current planning provided by Jay Keneson. Discussion included possible commemoratives to mark the occasion.
  - c. Funds of the inactive California Goodtimers chapter will be held at national level (unless otherwise directed by chapter bylaws) until the chapter can be reactivated.
  - d. Vice president of development Marshall Godwin will attempt to gain more sponsor support for the back cover of the newsletter.
  - e. Region vice presidents are asked to consider various locations for region rallies, including those locations more

- f. A bylaws committee was appointed with Tom Fields as chairman and Marshall Godwin assisting.
  - g. It was agreed to see if DOAI and Fleetwood could do something special for the San Antonio rally since 2006 is the tenth anniversary of the Discovery motor home.
  - h. It is recommended to have newsletter list manufacturers, vendors, and others who support our national rally.
6. Meeting adjourned. ❖

*Editor's Note: The full minutes are available to any interested DOAI member. Contact Becky Godwin, secretary, at beckygodwin@msn.com*

**DO YOU REMEMBER**  
the 2002 *Kickin' Cajun Celebration?*

**DO YOU REMEMBER**  
the 2004 *Blue Bonnet Bash?*

If you do or if you don't, sit up and pay attention: the same people who brought you those fun-filled rallies are doing it again!

#### WHERE?

Deep in the Heart of Texas at Blazing Star Resort, San Antonio, at the *Discover the Alamo* rally the first week in October 2006.

ENJOY tours of The Alamo, old Spanish missions, downtown Riverwalk, and golf in the Cowboy Capital of the World!

GET YOUR RESERVATIONS IN early 'cause there are only 200 sites available to us.

THE 2006 NATIONAL RALLY is being brought to you by the South Central Region chapters: Texas Disco Road Runners, Louisiana Mudbugs, and Discovery Texans.



## TREASURER'S REPORT

by Louise Mauck



Income/ Expenses January 1 - December 31, 2005	
<b>Income</b>	
Advertising - Newsletter	\$ 6,000.00
Donations	5,500.00
Interest	593.20
Lazydays Rally 2005	6,524.15
Lazydays Rally 2006	487.00
Membership Dues	19,956.00
York, PA Rally 2005	<u>35,386.87</u>
<b>Total</b>	<u><u>\$74,447.22</u></u>
<b>Expenses</b>	
Advertising	\$ 144.00
Advertising – New Members	48.00
Charity	75.00
DOAI Brochure	3,038.85
Discretionary Fund	401.30
DOAI Windshield Decals	714.60
Donations	1,326.00
Insurance	3,572.00
Lazydays Rally 2005	10,683.30
Membership	2,100.09
Newsletter	18,179.63
Office	517.94
Rally Support – National	475.53
Reimbursement of Board Expenses	2,979.55
Telephone	465.06
Website	1,399.86
York, PA Rally 2005	<u>30,933.45</u>
<b>Total</b>	<u><u>\$77,054.16</u></u>
<b>Overall Total</b>	<u><u>(\$ 2,606.94)</u></u>

Assets and Liabilities December 31, 2005	
<b>Bank Accounts</b>	
First State Bank, Livingston, TX	\$18,448.00
Money Market, First State Bank	<u>31,771.00</u>
<b>Total</b>	<u><u>\$50,219.00</u></u>
<b>Assets</b>	
Inventory – DOAI Merchandise	\$5,609.00
Membership Director Revolving Fund	550.00
MotoSat Data Storm System	4,995.00
Rally Advance, San Antonio 2006	3,000.00
Zoll Defibrillator	<u>1,895.00</u>
<b>Total</b>	<u><u>\$16,049.00</u></u>
<b>Liabilities</b>	
Rally Account	<u>(\$17,271.00)</u>
<b>Total</b>	<u><u>(\$17,271.00)</u></u>
<b>Overall Total</b>	<u><u>\$48,998.00</u></u>

Louise writes: "I thank all the members who voted for me as treasurer. I will do my very best to serve the members and the board to build a greater DOAI. I also thank Mac McIlvaine for a wonderful job he's done in the past years.

"Thanks, too, to the members who bought tickets for the 50/50 chance raffle at Lazydays. DOAI received \$540. A special thanks to an anonymous person who gave \$60. A check for \$600 was sent to Hillsborough Scholarship Fund." ❖

## NEW MEMBERS



We extend the hand of welcome to our new members who have joined DOAI since the last issue of this newsletter:

Bruce Allen, Jacksonville FL  
 Dennis Altman, Bridgeton NJ  
 Cheryl Amon, Riverview FL  
 Roger/Angie Goodsell, Clyde NC  
 Stacy Baucher, Bradenton FL  
 Bill/Bertha Adkins, Remlap AL  
 Carsten/Bridget Wiemken, Temple TX  
 Carol Brown, W Falmouth MA  
 Terry Brown, Tampa FL  
 Robert Brown, Lutz FL  
 Kenneth Buie, Denton NC  
 Pete/Carol Edgar, Montgomery TX  
 Jack/Cheryl Wadsworth, Weaver AL  
 Delton Clayton, Helena AL  
 Michael Cline, Triangle VA  
 Glenda Cole, Millersville MD  
 Dave/Connie Jones, Boise ID  
 Kelly Cowger, Plantation FL  
 Austin Curry, Tampa FL

John/Dennie Parrish, Blanco TX  
 Tom/Donna Dargewich, Tyler TX  
 William/Donna Whitley, Clarkston MI  
 Kevin Dunn, Wesley Chapel FL  
 William Exner, Naples FL  
 Paul Giordano, Wilmington MA  
 Clyde/Gloria Smith, Waycross PA  
 Gary Guerin, Sarasota FL  
 Norman Hallenbeck, Ocala FL  
 Walter Hands, New Johnsonville TN  
 Dennis/Helen Zamba, Las Vegas NV  
 Liesa Hess, Dalzell SC  
 Pamela Hockett, Lakeland FL  
 Melvin Hopper, Leander TX  
 Dan Jacoby, Valrico FL  
 H.B./Janice Haynes, Christiansburg VA  
 Donald Jaquith, Erie PA  
 Roger/Jeanne Buckley, Leesburg FL  
 Chris/Jeannie Price, Greensboro NC  
 Joseph Giovenetta, Parkland FL  
 Lee/Julie Barefoot, Wilmington NC  
 Lex/Kathy Williams, Apple Valley CA  
 Roger/Kitty Holland, Clarkston MI  
 Ronald Knight, Cape Coral FL  
 Richard Krebs, Dahlonga GA  
 Thomas Lacey, Fairview TX  
 John Landenberger, Melbourne Beach FL

Angel/Liz Marien, Arlington TX  
 Burton Logan, Brandon FL  
 Michael/Loretta Morocco, Irwin PA  
 Charles/Marion Davis Smith, Gates NC  
 David/Martha Soderberg, Vernon FL  
 Earline/Michael Nicely, Gloucester VA  
 Robert/Moira Chapman, Summerfield FL  
 Jerry/Patty Abbott, Pharr TX  
 Sam/Peggy McCollister, Conneaut OH  
 Wolfgang Penzel, Dunellon FL  
 Dell Powell, Satsuma FL  
 Buddy Reynolds, Greer SC  
 Lynn Rippie, The Villages FL  
 Gay Royalty, Battle Creek MI  
 Richard Sackett, Bartow FL  
 Phillip/Sharon Albert, Lima OH  
 Joseph/Sheryl Pelella, Clarksville VA  
 Robert Sowden, Tiverton RI  
 Susan/Sterling Thurston, Olympia WA  
 Phillip Stopperich, Venetia PA  
 Robert/Suzanne Santopadre, Kenner LA  
 Tim/Teri Duniphan, Escondido CA  
 Roy Travis, Winter Haven FL  
 John Umiah, Ocala FL  
 Art/Virginia McPhee, Lilburn GA  
 Dwight Woodman, Hudson FL ❖

## TRI-CHAPTER FRIENDSHIP FESTIVAL REPORT

by Pete Pizzano

At the conclusion of the 2005 South Central Region rally, the Dixie Travelers, Mid-South Roadrunners, and the Mason-Dixon Discoverys chapters were assigned the responsibility for the 2006 region rally, *Tri-Chapter Friendship Festival*. Each chapter accepted their delegated tasks and performed them superbly. The cooperative spirit among the chapter volunteers resulted in a rally of friendship and enjoyment.

In the preparation of any rally, it is necessary to estimate the number of coaches and attendees that will attend. Based on this estimate comes the financial support, site fees, clerical expenses, food, and entertainment...some of the major considerations used to establish the fee.



Fortunately, DOAI has had qualified rally wagon masters who have strived to conduct rallies with a minimum expense to attendees – simply the biggest “bang” for the buck.

After many hours of negotiating for entertainment, picnic foods, prices, and dates, the rally was set for the final phase – set the rally fee. A total fee of \$42 per day was adequate to cover the six-day, five-night rally. When all was said and done, it pleased us to frequently hear, “I’d have paid \$100 for dinner and the New Odyssey.”

On Thursday, January 26, the rally officially began with a welcome party: an endless supply of beverages, hot and cold finger food, and a disk jockey playing a variety of music for dancing and reminiscing. Will the person who ate 32 wings please stand up!

The goody bags were stuffed with items donated by sponsors; everything from bag clips to oil eaters. Waiting at the registration table was an additional gift: a mailbox memo holder of various

colors, made by Sue Smith.

Friday was the day of our picnic. What a beautiful day it was! It was time to loosen the belt. We enjoyed ribs, chicken, baked beans, potato salad, corn on the cob, frosted carrot cake, and a choice of several soft drinks, tea, and coffee. Mr. Lupton himself put out several trays of chicken and ribs and invited all to help themselves to a doggie bag.

The big question was, “Who prepared the map to Boggy Bottom?” Only *The Shadow* knows and he is telling no one.



The picnic was a first ever and it was a smashing success.

The rally was on a roll, the picnic brought everyone together ... the leisurely walks, the sitting under the trees talking, the game playing, and the relaxing music of the DJ drew everyone together in friendship.

Webmaster Bob Cook extended his expertise to all, offering several seminars on the computer. Marshall Godwin gave seminars on the inverter and the 12-volt system, and moderated the owners’ roundtable. All classes were filled. Larry Doerr had a large group for his Freightliner presentation.

Individual regular and low fat Klondike ice cream bars were purchased by Freightliner Chassis for our Saturday afternoon enjoyment.

Master of ceremonies Tony Faverio invited all service men and women to come to the front of the hall to receive a standing “thank you.” Lazydays distinguished guests, the DOAI board of directors, and representatives of other RV clubs were introduced.

Saturday’s dinner, prepared by Lupton Caterer, was southern fried chicken, mashed potatoes, beans almondine, strawberry shortcake, and iced tea. Shortly after dinner, after the tables were cleared, in came the members of the New Odyssey – three men, 31 musical instruments, and an

evening of entertainment that will be remembered for a long time.

Sunday featured a continental breakfast, sponsored by the three chapters and prepared by Mid-South Roadrunners. Lunch was on our own, and many traveled to Parkesdale Farm Market for a monstrosly delicious strawberry shortcake and a thick strawberry shake. I’ve seen many a person eat the shake with a spoon. Sunday evening bingo attracted a large number of players. The jackpot included several Christmas RV Park coupons, owner tees, and a goodly sum of money.

By Monday, the final full rally day, everyone had become friendly. It was evident first-timers were welcome and freely mingled among their new friends. It was impossible to distinguish them.

Becky Godwin coordinated the Red Hat Social. She had a fashion show and a guest lecturer. The lecturer explained the proper method to prepare tea.



The evening dinner was roast beef, a special mashed potato recipe, Italian green beans, dessert, and tea. The Belairs entertained us with songs from the ‘50s, ‘60s, and ‘70s. A pleasant evening of song and dancing was had.

After each evening’s entertainment, names were drawn for the presentation of a gift. There were many items to be given away. Some fortunate people won two gifts. Every man seated at the dinner tables was given an 8-ounce bottle of Reliable and a Freightliner Chassis cap. Each woman seated at the dinner table was given a Fleetwood carabineer, Freightliner mints, and a sponge orange from Florida Citrus, courtesy of the Florida Rolling Gators chapter.

Joan Belcher and the Dixie Travelers made the centerpieces for the dinner tables. Jean invited people to take them as a souvenir of the rally.

We, the tri-chapter members, hope you enjoyed us as much as we enjoyed you! Thank you. ❖

**RALLY SCHEDULE****APRIL 2006 –**

- 2-9 Mid-South Roadrunners, Park T/B/A, Rayne, LA
- 4-7 Arizona Discovery Owners, Verde Valley Fairgrounds, Cottonwood, AZ
- 28-30 Louisiana Mudbugs, Lincoln Parish Park, LA

**MAY 2006–**

- 1-8 Florida Discovery Rolling Gators, Jolly Roger RV Park, Grassy Key, FL
- 4-6 Dixie Travelers, North Alabama Fairgrounds, Muscle Shoals, AL
- 4-7 Discovery Pioneers, Santa Fe Skies RV Resort, Santa Fe, NM
- 18-20 Discovery Texans and Louisiana Mudbugs, Shallow Creek RV Park, Gladewater, TX

**JUNE 2006 –**

- 5-9 Midwest Discoverers and Heartland Discoverys, Scenic Hills RV Park, Berlin, OH
- 7-11 Mason-Dixon Discoverys, West Virginia Fairgrounds, Lewisburg, WV
- 9-11 Discovery Pioneers, Mesa Verde National Park, CO
- 15-17 Texas Disco Road Runners, Las Aves RV Park, Medina, TX

**JULY 2006 –**

- 13-16 Discovery Pioneers, Garden of the Gods RV Park, Colorado Springs, CO

**AUGUST 2006 –**

- 8-11 Texas Disco Road Runners, Pecan Park, San Marcos, TX

**SEPTEMBER 2006 –**

- 12-18 Midwest Discoverers, Park T/B/A, Mackinaw and Sault Ste. Marie
- 14-16 Discovery Texans, Wilderness Lakes RV Park, Mathis, TX

- 14-17 Mason-Dixon Discoverys, Park T/B/a, Virginia Beach, VA
- 15-17 Discovery Pioneers, Park T/B/A, Antonito, CO
- 28-30 Heartland Discoverys, Los Alamos Fiesta RV Park, Boerne, TX

**OCTOBER 2006 –**

- 1-7 National Rally, Discover the Alamo, Blazing Star RV Resort, San Antonio, TX**

**NOVEMBER 2006–**

- 3-5 Louisiana Mudbugs, Bayou Wilderness, Carencro, LA
- 16-18 Discovery Texans, Skyline Ranch, Bandera, TX

**DECEMBER 2006 –**

- T/B/A Mid-South Roadrunners, Park T/B/A, Williamsburg, VA
- 8-10 Texas Disco Road Runners, Sunset Point RV Park, Marble Falls, TX

**2007 –****JANUARY 2007 –**

- 18-20 Discovery Texans, Oasis RV Park, La Marque, TX

**MARCH 2007 –**

- 15-17 Discovery Texans, Las Aves RV Resort, Medina, TX

**MAY 2007 –**

- 17-19 Discovery Texans, Schulenburg RV Park, Schulenburg, TX

**JUNE 2007 –**

- T/B/A Discovery Pioneers, Park T/B/A, Black Hills, SD

**SEPTEMBER 2007 –**

- 20-22 Discovery Texans, Cowtown RV Park, Aledo, TX

**OCTOBER 2007 –**

- 31-11/2 Discovery Texans, Park T/B/A, Abilene, TX

**NOVEMBER 2007 –**

- T/B/A **National Rally, Park T/B/A, Arizona** ❖



**P**lease keep these DOAI members in your thoughts and prayers. Please let the editor know of anyone who should be remembered in the next edition.

...**Dorothy Devine**, diagnosed with aspergillosis, has entered hospice.

...**Louise Mauck**, as she recuperates from surgery.

...**MaryAnn Crowell**, as she undergoes chemotherapy for cancer.

...**Allen and Gail Robinson**, who write: "We thank all of the wonderful members who have kept us in your prayers and for all the get-well cards after Allen's brain surgery. Allen is 90 percent back to normal, and he has been on the road, visiting relatives. Thanks to the power of prayer. We also extend many thanks to all those who have sent cards and kept us in your prayers with the passing of Gail's daughter, Letisha."

...**Betty Rabinkoff** and family, upon the death of husband, **Jerry**, who was killed in an auto accident March 20.

...the families of **Dolores Burgess** and **Jack Hempstead**, both of whom passed away recently. ❖

**DOAI BOARD OF DIRECTORS**

**President**

Phil Yovino, 210 Fairfield St, Shoreacres TX 77571-7331; 877.246.4271; [pdyo@sbcglobe.net](mailto:pdyo@sbcglobe.net)

**Executive Vice President**

Tom Fields, 1758 Joy Spring, New Braunfels TX 78130-7709; 877.238.6955; [thomfiel@earthlink.net](mailto:thomfiel@earthlink.net)

**Vice President of Development**

Marshall Godwin, 103 Riverview Cir, Colonial Beach VA 22443-4816; 877.246.4516; [godwin.marshall@kingfishersys.com](mailto:godwin.marshall@kingfishersys.com)

**Secretary**

Becky Godwin, 103 Riverview Cir, Colonial Beach VA 22443-4816; 877.851.9874; [beckygodwin@msn.com](mailto:beckygodwin@msn.com)

**Treasurer**

Louise Mauck, 2078 Clarketown Rd, Heathsville VA 22473-2024; 877.245.9661; [louisemauck@aol.com](mailto:louisemauck@aol.com)

**National Rally Master**

Jay Keneson, 404 Cypress Springs Dr, Spring Branch TX 78070-4640; 888.793.4793; [jayk@gvtc.com](mailto:jayk@gvtc.com)

**Past President**

Bob Baugh, 123 Applecreek Ln, Richmond KY 40475-9154; 877.238.6952; [rcbaugh@chapel.us](mailto:rcbaugh@chapel.us)

**REGION VICE PRESIDENTS:**

**North Central (IL, IN, IA, KS, MI, MN, MO, NE, ND, SD, WI)**

Dick Snyder, 411 Alexander Dr, Seymour IN 47274-8633; 877.282.0779; [snyderfly@comcast.net](mailto:snyderfly@comcast.net)

**Northeast (CT, ME, MA, NH, NJ, NY, OH, PA, RI, VT, NB, ON, QC)**

John Zidek, 82 Easy St, Cape May Court House NJ 08210-1329; 877.282.0776; [jzidek@dandy.net](mailto:jzidek@dandy.net)

**Northwest (AK, CO, ID, MT, OR, UT, WA, WY, AB, BC, MB, SK)**

Bob Soltwedel, 4736 Harwich St, Boulder CO 80301-4217; 877.238.7095; [bob.soltwedel@gmail.com](mailto:bob.soltwedel@gmail.com)

**South Central (AR, LA, OK, TX)**

Garry Shirey, 2450 Williams Lakeshore Dr, Kingsland TX 78639-4077; 877.245.9654; [garryts@tstar.net](mailto:garryts@tstar.net)

**Southeast (AL, DE, FL, GA, KY, MD, MS, NC, SC, TN, VA, WV)**

Pete Pizzano, 4712 Coachmen Rd, New Port Richey FL 34655-1501; 877.238.6953; [alice.pizzano@verizon.net](mailto:alice.pizzano@verizon.net)

**Southwest (AZ, CA, HI, NV, NM)**

Gerald Embry, 14572 Mesa St, Hesperia CA 92345-2242; 877.238.6954; [gembry@verizon.net](mailto:gembry@verizon.net)

**Florida Discovery Rolling Gators (FL)**

Tom Ebbert, PO Box 1134, Tavernier FL 33070-1134; 305.852.9762; cell 305.393.1215; [quiltz4u@bellsouth.net](mailto:quiltz4u@bellsouth.net)

**Heartland Discoverys (IL, IN, IA, KS, MI, MN, MO, NE, ND, SD, WI)**

Elfers Marzahl, 3905 Lake St, Burlington WI 53105-7722; 262.763.6741; [elfers@pngusa.net](mailto:elfers@pngusa.net)

**Louisiana Mudbugs (LA)**

Carolyn Barnes, 715 Stable Rd, Ruston LA 71270-3069; 318.251.2568; [crb39@cox-internet.com](mailto:crb39@cox-internet.com)

**Mason-Dixon Discoverys (DE, MD, NJ, NC, PA, VA, WV)**

Dick Smith, 3000 Old Mountain Rd S, Joppa MD 21085-2910; 410.612.9732; cell 410.937.2759; [poppop4171@msn.com](mailto:poppop4171@msn.com)

**Mid-South Roadrunners (AL, FL, GA, KY, MO, NC, SC, TN, VA, WV)**

G.A. Schaefer, PO Box 313, Crystal City MO 63019-0313; 636.937.9025; cell 314.341.2071; [gall1ms@aol.com](mailto:gall1ms@aol.com)

**Midwest Discoverers (IN, KY, OH, PA)**

John Wimer, PO Box 42, Hammondsville OH 43930-0042; 330.532.3031; [john.wimer@att.net](mailto:john.wimer@att.net)

**Nor'easters (CT, ME, MA, NH, NJ, NY, OH, PA, RI, VT, NB, QC, ON)**

Dorie Baker, Cypress Woods RV Resort Lot B-99, 5551 Luckett Rd, Fort Myers FL 33905-5509; 717.487.8879; [dorieann@comcast.net](mailto:dorieann@comcast.net)

**Northwest Adventurers (AK, ID, MT, WA, AB, BC, MB, SK)**

Ken Swain, 2708 224th Ave NE, Sammamish WA 98074-6409; 425.802.3240; [eagle747@earthlink.net](mailto:eagle747@earthlink.net)

**Texas Disco Road Runners (TX)**

Garry Shirey, 2540 Williams Lakeshore Dr, Kingsland TX 78639-4077; 325.388.4746; [garryts@tstar.net](mailto:garryts@tstar.net)

**DOAI CHAPTERS/PRESIDENTS**

**Arizona Discovery Owners (AZ)**

Barbara Klusman, 10040 E. Ranch Gate Rd, Scottsdale AZ 85255-2306; 480.585.5599; cell 602.549.5590; [klusman@msn.com](mailto:klusman@msn.com)

**Discovery Pioneers (CO, KS, NE, NM, UT, WY)**

Joyce Wiechman, PO Box 618, Scott City KS 67871-0618; 620.872.3238 Kan.; 480.380.4717 Ariz.; [joycew30@aol.com](mailto:joycew30@aol.com)

**Discovery Texans (TX)**

John Baker, 2922 Colonel Court Dr, Richmond TX 77469-6702; 281.341.7177; [bakerjohn@swbell.net](mailto:bakerjohn@swbell.net)

**Dixie Travelers (AL, MS, GA, FL)**

Howard Taylor, 8047 Ansley Trace, Montgomery AL 36117-8218; 334.356.9052; cell 334.318.5552; [htaylor7@wmconnect.com](mailto:htaylor7@wmconnect.com)

**HELPFUL RV CONTACT INFORMATION**

Allison Transmission, GM Corp.	800.252.5283	Kwieke Products	800.736.9961
Atwood Mobile Products	574.264.2131	Magnadyne	800.638.3600
Caterpillar RV Engine Support	877.777.3126	Michelin North America	800.847.3435
Carefree of Colorado	800.621.2617	Norcold, Inc.	800.543.1219
Carriage Carpets (Shaw Flooring)	877.706.3054	Onan	800.888.6626
CCI Controls	800.521.5228	Power Gear	800.334.4712
Cummins, Inc.	800.343.7357	Riverpark	800.442.7717
Denso (call Fleetwood)	800.322.8216	RV Dump Locations	<a href="http://www.rvdumps.com">www.rvdumps.com</a>
Dometic Corporation	800.544.4881	RVP (Coleman)	316.832.4357
Fantastic Vent	800.521.0298	RVP (Suburban)	423.775.2131
Fleetwood RV	800.322.8216	Splendide	800.356.0766
Freightliner Chassis Corp	800.385.4357	Thetford Corp.	800.521.3032
General Electric	<a href="http://www.geappliances.com/geac/">www.geappliances.com/geac/</a>	Velvac	800.783.8871
Goodyear Tire & Rubber	800.321.2136	Winegard	800.288.8094
Intellitec	800.251.2408	Xantrex Technology	800.670.0707
Kidde Safety Products	800.880.6788		

## CHAPTER REPORTS

## Discovery Texans

by Elsie Sikes

Thirty-three rigs attended the reunion rally at Red Oak Ranch RV Park near Hempstead, Texas, January 19-21. Jay and Lorrie Kenneson (Jay is DOAI national rally master) joined us on Friday to update us on the preparations for the national rally to be hosted by the South Central Region. Those who arrived early contributed to and shared a big pot of soup and an evening of games. Thursday evening's dinner was excellent at the Brenham Seafood and Steak restaurant and hosts prepared meals for the group on Friday and Saturday. The golf course next door drew some of the folks on Friday, while others took a tour of Washington on the Brazos, the site of the formation of the Republic of Texas. This visit turned out to be a refresher course of Texas history in preparation for the upcoming *Discover the Alamo* national DOAI rally in October.



Working on national rally plans

Tres Rios at Glen Rose, TX was the site for our March 16-18 rally. Members of the Texas Disco Road Runners chapter joined in for a joint rally in order to coordinate ideas, crafts, and duties involved in getting ready to host the national rally in San Antonio. Rally attendees shared a matinee performance of a Branson-style show at the Warm Country Heart Theater, and our host teams put together wonderful meals as well as planning for the *Discover the Alamo* rally.

We anticipate the Louisiana Mudbugs joining us in May to continue this theme of joint chapters to produce a rally that all Discovery Owners members can attend and enjoy. Our three chapters were responsible for the national rally in Rayne, Louisiana, in 2002 that people tell us was one of the best ones ever. We are going to try to uphold our reputation. In all honesty, unless you have been involved in helping with a national rally, you cannot imagine the fun it is in spite of all the work.

## Midwest Discoverers

by Cindy Merkt

As we assembled in warm and sunny Florida, the fun was just to begin, thanks to the efforts of three chapters: Mason-Dixon Discoverys, Mid-South Roadrunners, and Dixie Travelers. The *Tri-Chapter Friendship Festival* was a roaring success. We had a great welcome party that eventually took us back to continue in someone's coach. Some of the door prizes was handed out.

Friday found some of us attending seminars, then off to Boggy Bottom for a picnic. Boggy Bottom was worth the extra drive time. They have a huge pavilion, where a great BBQ lunch was served. There were games to be played, hiking trails, a small and large pond, some of the biggest bamboo I have ever seen. It was truly a beautiful place. Then on the way

back to our coaches, some of us stopped at Parkesdale for our strawberry shortcakes. They sure were big and delicious.

Saturday there were more seminars offered. The big ice cream social was held in the afternoon. Some of us missed it because we were over at Lazydays, checking out the new coaches. We can't believe that they now offer a Discovery with a full-side slide. It sure made the coach a lot bigger and roomier. We met for dinner of fried chicken, mashed potatoes, gravy, green beans, and apple pie *a la mode*. Then the entertainment started and it was absolutely fabulous. Some of us are still singing "Dayo." Most of us cannot believe a big man like that can have such great looking legs and to be able to dance in three-inch heels.

Sunday, some of us went back to Parkesdale for our strawberry lunch, while others stayed for more seminars. We held our chapter meeting in the late afternoon so everyone could have some fun first.



Ron Merkt loves those strawberry shortcakes at Parkesdale Farms!

Our leader, John Wimer, was not staying at the RallyPark with us, but he did come to grace us with his presence at the meeting and dinner. After the meeting, we went to Branch Ranch for dinner and that was somewhat of a disaster because they did not inform us before ordering that they were out of some menu items. The great friendship that was shared was the only saving grace for the whole meal.

Monday brought on more seminars. The Red Hat Tea was held for anyone who wanted to attend. We all met for dinner again: it consisted of roast beef, mashed potatoes, gravy, green beans, rolls, and strawberry shortcake. Then we had the entertainment of "Belairs" – three men and one woman who sang mostly '60s songs. Door prizes were awarded again, and everyone received a door prize.

Tuesday, a group of us met at Lazydays Café for breakfast to say our goodbyes. We sure had a lot of fun. ❖

## Dixie Travelers

by Howard Taylor

Chapter members report a great time at the *Tri-Chapter Friendship Festival*. Our chapter served as one of the hosts and they enjoyed being of assistance to make the rally a success. Members attending were Ken and Alice Stanley, Manuel and Jean Salter, Bobby and Fay Williams, Randall and Sue Gilliam, Berg and Joan Belcher, James and Ginnie Forthman, Bill and Jean McLeod, Bud Burgess, and new members Al and Pat Hayes. Bill McLeod led the group in the Pledge of Allegiance; Ken Stanley led in prayer; Pat Hayes and Jean McLeod took tickets; and Bud Burgess called the bingo games. Everyone had a hand in decorating the meeting room.



John and Dorie Baker, and John Wimer at Branch Ranch

We are sorry to report that two of our members have passed away: Dolores Burgess and Jack Hempstead. Our condolences go out to both of these families.

*Continued on next page...*



## CHAPTER REPORTS, CONTINUED

Our spring rally will be at the North Alabama fairgrounds in Muscle Shoals, May 4-6. You may come as early as Wednesday. The cost is \$15/night for full hook-up. We hope all our members can come out and enjoy this rally with us❖

### Mason-Dixon Discoverys

by Dick Smith

The Mason-Dixon Discoverys had a great time at the *Tri-Chapter Friendship Festival* at Lazydays in January. We had 26 couples there and we picked up eight new couples during the rally! We are starting to really enjoy helping put on these big rallies.

As of now, we have two rallies planned for this summer: The first one will be June 7-11, West Virginia fairgrounds, Lewisburg. This one will be hosted by Glenn and Gail Camp and I know that they have a great rally planned for us. If you want to attend, please e-mail Glenn at [ggcamp@charter.net](mailto:ggcamp@charter.net).

The second one will be September 14-17, Virginia Beach, Virginia. This one will be hosted by Tony and Paula Faverio and more information will be forthcoming. I am starting to work on a rolling rally to our national rally in San Antonio, Texas, and I will have more on this later.

June marks the second anniversary of our chapter's formation and what a great two years it has been. We started with six member couples and now have 43 couples and are still growing. It also marks the end of my term as your president. At the June rally I will turn the reins over to our new president, Tony Faverio. Tony is an extremely qualified and very enthusiastic person and I know he will do an exceptional job as our leader.

Our other officers will be Jim McCormack, vice president; Marshall Godwin, secretary; Arlene Richie, treasurer; and I will serve as wagon master. Let's have a big turnout for the Lewisburg rally and show your officers that you are behind them.

Be safe, keep well, and we will meet you on down the road. ❖

### Arizona Discovery Owners

by Barbara Klusman

The Arizona Discovery Owners had two rallies recently; one in November, 2005, in Benson, Arizona, and the other rally, the last week of January, 2006, in Chula Vista, California.

Nine of our 15 members attended the Benson rally, which included plenty of good food, good ideas on future rallies, and lots of musical entertainment.

The highlight of the weekend was a tour of the world renowned Kartchner Caverns. They had just opened an expanded section of the caverns and it proved to be just as spectacular as the first section which was opened to the public several years ago.

Our January rally was held in Chula Vista, California, a suburb of San Diego. We spent four days enjoying each other's camaraderie and seeing sights of San Diego, which is one of the great tourist spots in our country.

We had a guided tour of one of the three Olympic training centers in the United States. The other two are Lake Placid, New York, and Colorado Springs, Colorado. The tour was both educational and informative and we all departed the center with

a renewed sense of pride in our country and our dedicated athletes.

Another pleasant time was spent on a San Diego Bay cruise. The cruise was two hours and the narrator pointed out our military bases, Coronado Island, and several ships moored in the harbor.

The usual meals, socializing, and a little business made up another great Arizona Discovery get-together. ❖

### Heartland Discoverys

by Elfers Marzahl

The *Tri-Chapter Friendship Festival* was a one-of-a-kind event. It is enjoyable to visit again with fellow Heartland Discoverys members. We updated each other on our travels and escapades.

One highlight of the rally was our own chapter members, Curtis and Doris Atteberry, purchasing a brand new Discovery. WOW!

We welcomed three couples as new members of Heartland Discoverys, joining at the Lazydays rally.

Heartland Discoverys got together for snacks and a chapter meeting, discussing old and new business and planning on rallies for 2006. We had a good turnout for the meeting, and some very good discussions.

Our very own Dick Snyder was re-elected as North Central Region vice president. We are proud to have a member sitting at the national level.

For those planning to attend the San Antonio national rally, we have plans to do a pre-rally. Dick Snyder has 30 spots reserved at the Las Alamos Fiesta in Boerne, Texas. The dates are September 28-30, 2006. There should be some interesting hill country sights to take in. We will travel to DOAI rally on October 1.

We are planning to join Midwest Discoverers at Scenic Hills RV Park, Berlin, Ohio on June 5-9 2006, so put this on your calender, if interested. ❖

### Northwest Adventurers

by Ken Swain

The Northwest Adventurers chapter held back-to-back rallies in January. The first was a week at the Blythe, California fairgrounds for the annual Bluegrass Festival followed by five days in Quartzsite, Arizona. Nine coaches were in attendance. We departed Blythe on Monday morning for Quartzsite. Three coaches left us at that point and one other joined us.

We had a great week of just enjoying the area around Blythe visiting the Intaglios (primitive earth figures), and



The group at Blythe

Cibola Wildlife Refuge, seeing geese, sandhill cranes, coyotes, beautiful little Cibola Lake, etc., and of course, golfers found their niche. We went out to dinner as a group, had a great potluck and a dessert social, with three days of bluegrass

music completing the event.

In Quartzsite, we enjoyed the shopping and had a campfire each evening with pie and other goodies to expand our waistlines.

*Continued on next page...*

**CHAPTER REPORTS, CONTINUED**

Discovery members in attendance were: Ken and Sylvia Swain from Sammamish, WA; Arnie and Betty Thompson from Brigham City, UT; Bob and Portia Williams from St. George, UT; Ken and Neva Jardine from Salt Lake City, UT; Jay and Laura Crandell from Vancouver, BC area; Jerry and Fran Woods from Maple Valley, WA; Bill and Lynne Laws, full timers from Oregon; and Ron and Janet Irkey from Fairbanks, AK. Two guest coaches also joined us.

We invite other members of the club to plan or suggest other rally locations and times. ❖

**Texas Disco Road Runners***by Garry Shirey*

There were twelve chapter members in attendance at Tres Rios in March, and all had a great time in helping the ladies of the Discovery Texans with some special surprises for the national rally in October. A special thanks to the Discovery Texans for the invitation to join them for a work rally.

Members from both chapters worked in close harmony and accomplished a great deal. Jim and LaVern Fisher, Ernie and Janie Moreno (members of both the Texans and the Road Runners), cooked the entire weekend. We had some very good food. I do believe a good time was had by all.

MaryAnn Crowell, former national membership director, was in attendance in spite of the cancer and chemo treatments. Prayers have been answered and with the help of the DOAI family and their prayers, she will whip this thing. MaryAnn has one more treatment of chemo and then she'll have five weeks of radiation treatments, five days a week. Please pray for her.

Saturday we had some much needed rain but it didn't dampen the spirits of the group. Many of us went to Glen Rose to hear a group play some music from our youth, and play they did. Sunday morning we awoke to more rain and in between the rain drops, most of us were able to get underway for our stationary homes. Our full-time members are off to see what is over the next hill. God speed for them and you, reading this.

The Texas Disco Road Runners invite you to our next rally in June. It will be in Medina, Texas, at the Las Aves RV Park on State Hwy 16N. Just let John Curtis (our rally master) know so we can reserve a spot for you. ❖

**Discovery Pioneers***by Joyce Wiechman*

It has been pretty quiet with our chapter for a while, but that is all about to change. Our season opener will be May 4-7 at Santa Fe Skies RV Resort in Santa Fe, New Mexico. At this writing we have nine coaches planning to attend, with a couple maybes.

Our rally master, Neil Elkins, has an exciting schedule of rallies for this summer. They include Mesa Verde, Colorado. June 9-12, followed by beautiful Colorado Springs, Colorado. July 13-16, which is also our all-important annual meeting.

We finish our season in September at Antonito, Colorado, which will include a breath-taking train ride to enjoy the fall color. If any of you Discovery folks are in the area vacationing, please plan to join us. Just contact me or Neil Elkins for more information.

Hope you have all had an enjoyable winter and escaped as much cold as possible. Safe travel! ❖

**REGION REPORTS****Northeast Region***by John Zidek*

The Lazydays rally was well received by all attendees. Excellent food, entertainment, and friendships made and renewed. Those who could not attend missed an enjoyable climate and rally chaired by Pete and Alice Pizzano, who always go the extra mile. Meeting with the Northeast Region chapters was an enjoyable experience for my wife and me. We look forward to meeting those who could not attend at the upcoming rallies this year. The welcome we received by members of the Nor'easters and Midwest Discoverers chapters was greatly appreciated and enhanced our enjoyment of the rally.

I hope the weather in your area is as nice as we have found in our travels. Remember the upcoming San Antonio rally in October. Nor'easters president, Dorie Baker, and Midwest Discoverers president, John Wimer, have planned some rallies that will provide an opportunity for seeing the beauty and awesomeness of the northeast and midwest. Rallies are currently planned for May at Lake George, New York; June in Berlin, Ohio; and September at Mackinac City and Sault St. Marie.

We wish all safe travels and good health 'til we meet again. ❖

**Northwest Region***by Bob Soltwedel*

Hi, fellow Discovery owners! I feel privileged to be your vice president for the Northwest region. I hope to represent you as best I can.

Nina and I have been on the road since early December. We stayed near Apache Junction, Arizona, at Gold Canyon RV and Golf Resort for a month. In early January, we went to a gathering of fellow Discovery Pioneer members at our chapter president's home in Mesa. Normally we do not get to see our fellow Pioneer members except in the summer, so we had a grand time catching up on each others' lives. On January 11, we went to Yuma, Arizona, where we stayed for six weeks and had a wonderful time.

We got together with many friends (lots of Discovery owners) and spent much time seeing the sights around Yuma. Whenever we could, we would stop and talk to the people who own Discoverys and find out if they are DOAI members. If they weren't members, we would give them a *Discovery EXPRESS* and the Discovery pamphlet and encourage them to become DOAI members. We have been doing this ever since Nina became editor of the newsletter, and we intend to continue to do this. We think that being a DOAI member has great value for Discovery owners and that they should take full advantage of such an opportunity.

We currently are back at Gold Canyon until late April, when we will leave for Holbrook, Arizona for a week of sightseeing, and then go to Santa Fe, New Mexico for the Discovery Pioneers rally in early May. After that we'll go home to Boulder, Colorado. While we are traveling, I am reachable on my cell phone (toll-free 877.238.7095) and by e-mail at [bob.soltwedel@gmail.com](mailto:bob.soltwedel@gmail.com). I look forward to meeting many of you fellow DOAIers. We plan to be at the national rally in San Antonio, Texas and hope to see you there.

Please feel free to contact me if you need assistance with Fleetwood service issues. Please keep in mind that I can only help if you have been denied help by Fleetwood customer service, then the supervisor, and finally the manager of customer service. ❖

**FOUNDERS FORUM** *by Jim and Dorothy Devine*  
**COMMUNICATION – LET’S TALK!**

**O**ur club exists solely for the benefit of our members, and communicating with them is a big part of it.



When we formed the Discovery club, we discovered how hard it is to let folks know there is a club for Discovery owners. One way we tried was **talking** to RV dealers. Finding the right person at the dealership who would help us get the word out was challenging. The next challenge was convincing them to help us promote the Discoveries Owners club. Without a lot of luck and lots of communications, our club may not have succeeded.

**Letters** – another form of communication was used to build our membership. We sent out 225 the first time, trying to convey in a few short paragraphs information about us and why it would be to their advantage to join. The dues were \$10 for the first year.

One member who attended our very first rally (November 1998) confessed to me they wondered if the letter was a scam. And if anyone would be at the rally. We had 57 out of 120 members attended.

Our little **flyer** promoting that first rally just connected! Sometimes things just work out!

We spend the largest percentage of our annual budget on the **newsletter**, our crown jewel – the gold standard for club newsletters. Our editor, Nina, does such a great job! Don’t you

think so? I use it as a reference, i.e., chapter rally locations, rally dates, and phone numbers. Every time I go through it, I find more great stuff!

I think our **website** is by far the best, thanks to Bob Cook, our webmaster, who puts in countless hours working on our behalf. Our site collects more hits than other owners’ websites. I don’t have enough space in this article to list everything you will find on our website, but believe me, you will be pleasantly surprised how much it has to offer. Please explore it at your earliest convenience.

Let me remind you each officer has a **toll-free number**; please feel free to call any officer if we can be of service.

The word *communication* could be a one-word **mission statement** for our club.

As I write this, I am looking out my window at this bright beautiful spring day and wondering if I should include this next paragraph ... anyway, here goes.

About personal communicating: personally, I feel I do not convey to the people I care deeply about how much I care for them. I think all of us – men, women and children – need to make the extra effort to **tell** our loved ones how much they mean to us.

Let me give you a good reason why: Recently one of my distant relatives lost her 39-year-old husband in a traffic accident. She was on the back of the motorcycle with her arms around him, when they were struck. I know she, her son, and daughter regret the lost opportunity to **communicate**.

Let’s talk. ❖

**FULL-WALL-SLIDE DISCOVERY**

*by Nina Lee Soltwedel*

**W**hile in Yuma, Arizona, this past February, we had an opportunity to visit RV World and tour the new 39V, the latest addition to Fleetwood’s Discovery stable. This new floorplan incorporates a full-wall slide, and it is very impressive.

The system features a 27-foot slide-out wall on the pilot’s side (see photo), which was first featured on Fleetwood’s Pace Arrow last year. The sliding wall provides over 390 square feet of open living space. Fleetwood states they “collaborated closely with Freightliner Custom Chassis to significantly lower the engine” and this helped to eliminate the necessity of having to step up to get to the closet in the bedroom...it’s a beautifully flat floor. Another lovely feature in the bedroom area is the way Fleetwood has handled the bed slide; there is now a real head of the bed, with windows on each side of the slide.

Also in the bedroom, an improved safety exit is the large window on the full-wall slide side. The lower sill almost reaches the floor. The bedroom chair promises to give the reader a most comfortable, cozy spot in which to enjoy armchair adventures.

If you’ve toured any other 2006 model, you’ve noticed that seven-foot ceilings are standard. This also helps create the level of openness throughout the coach. The 39V features a larger kitchen window with little loss of cabinet space.

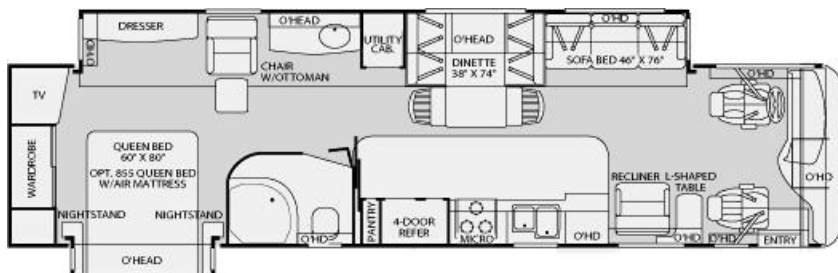
We found one change we can’t agree with: the information center has been moved to directly behind the steering wheel,



2006 Discovery 39V

making it impossible to view the center while driving. This could be a negative to some drivers. All in all, however, we like this new floorplan and urge others to take a tour at their nearest Discovery dealer.

For more information on this exciting new offering or any other Fleetwood RV product, please call 877.308.7644 or visit [www.fleetwoodrv.com](http://www.fleetwoodrv.com). ❖



**THE CZAR OF CAMP LUCKY CITY**

by Pete Shaffer

*Pete Shaffer was in Mississippi since shortly after Hurricane Katrina devastated the Gulf Coast. With the exception of a few days off a couple of times, Pete was there for seven months ... he recently was released and is enjoying being once again with his family in Kentucky. Following Pete's article are photos of remains of churches around the Gulfport area. All photos (except the campground overview) were taken by Pete.*

I arrived in Mississippi on September 9, 2005 just two days after spending our 32nd wedding anniversary in our Fleetwood Discovery motor coach. We were on our way to see Mom and Dad in Fort Myers when the call came in from FEMA. "Hurricane Katrina was a bad one, and we need you in Mississippi immediately." These were the words that started a very interesting assignment for me.



Oh, those lovebugs...what a mess!

Sharon drove the toad back to Kentucky while I drove our 1997 Discovery from Fort Myers, Florida. The trip was uneventful except for the absence of my copilot and dog and the effect the lovebugs had on me (talking about insects here ... see photo). I have never seen the likes of so many mating bugs impacting the windshield. The noise of them hitting the windshield was constant and sickening. Just inside the Mississippi state line, I realized I just couldn't see out the windshield any longer. I attempted to use the windshield wipers and fluid to clean a spot for my eyes to see the oncoming traffic. What I ended up with was a large mess of sticky bugs smeared in an arc across the viewing surface. *Note to Self: Don't use the windshield washer and wipers to get a thick layer of freshly flattened bugs from the viewing surfaces on the window.*

When I arrived at the MEMA/FEMA disaster command center, it was coordinated chaos. Hundreds of people, hundreds of cars and me, all alone, trying to park a 37-foot-long coach within a day's walk to the center. My area of expertise is in public assistance, or helping governments overcome the disasters to their infrastructures. As I reported in, it was discovered that I was the nut driving that "great big camper." That notoriety put me in the spotlight for a very unusual assignment: setting up and running a temporary campground for incoming FEMA employees. Little did I know what I was getting myself into.

The camp was located in Gulfport, Mississippi, on an elementary school

parking lot. When I arrived, the lot was the command post for the Federal Protective Service Police and Immigration and Customs Enforcement (ICE), along with a score of other agencies that are needed to restore order after a disaster. As their job wound down and they were leaving, my job was to convert the area to temporarily house FEMA employees who were living in tents, cars, and other makeshift shelters. The camp had 36 travel trailers and 25 motor coaches either on site or arriving daily. My Discovery became the office and my home. All that had to be done was arrange them so hundreds of educated people could start using them for living and office quarters. Easy, right? **Not!**

With no electrical power available, all units had to run on their own generated power. This meant 61 generators running at once, all day and all night long, if possible. Temperatures were in the upper 90s, and humidity was at least 200 percent! Now a point about running that many generators at once: **Don't do it!** It was a disaster! First off, they were consuming about 150 gallons of gasoline and diesel fuel per day. All fuel was hand-placed using jerry cans into the generators at least three times per day. The system I had in place was to turn off the generators one by one, 'til I got to the end of the first row. Then back to the beginning of the row, where the engine had sufficiently cooled, I would fill each one, and restart them. This worked well until one day I could not re-start one of the generators. I tried and tried, pulled and pulled 'til my arm was about to fall off. That's when one of my campers, a good-looking female, came over to help. She looked at me with one of those looks that all married guys know. You know, the "Get out of the way, I'll show you how it's done" look. She bent down and gave that generator a smoldering kiss right on its fuel tank and the dang thing fired up! (I'm still talking about the generator here, guys!) That's when I knew I had to have her helping me. With a talent like that, I'd be a fool to pass this opportunity up. So, with her help and the help of another man, we became a three-person team running the campground.

*Continued on next page...*



The beginning of Camp Lucky City. Pete's RV was parked outside the area; if you look closely, you can see him walking across the lot, near the top of the photo, a bit to the right.

**CAMP LUCKY CITY, CONTINUED**

*Oh, the problems we ran into:* 61 generators produced a lot of smoke and obnoxious fumes, especially when the air was so still that the smoke rose up to about five feet and then just hung there. If I wanted to see down the line, I had to duck down real low and look under the layer.

That smoke caused other problems as well. Sometimes, in the middle of the night, smoke and/or carbon monoxide detectors would start to go off and campers would come running out of the units in whatever they wore to bed! Interesting! Or, how about the time a camper, trying to be helpful, put gasoline into a diesel generator, making the generator jump about three inches off the ground with several very loud pops and literally walk across the parking lot till the power cord stopped it from further travels?

Did you know that if the sewer tank has a small hole in it, allowing all liquid to slowly leak out, the sewer sucker trucks can't suck any of the nasty stuff out of the tank? Yep. Rule number one: If a camper complains that his/her smelly tank didn't get sucked out today, and you know it was, look for a leak. Sewerage only moves toward the sucking hose when it is transported by liquid. Otherwise, it just becomes a big mountain of "stuff," piling up just under the toilet hole. Me and my trusty stick swirled many piles of "stuff," trying to get it sucked out.

And what is it with Newmar's motor coaches? Does Discovery put their sewer tank rinse hose connection near the fresh water connection like Newmar does? You guessed it. Our water truck hooked up to the wrong water connector to a Newmar once and pumped a **lot** of water into the black tank, so much so that when we opened the door to the brand new top-of-the-line Dutch Star, we were greeted to floating toilet paper **inside** the coach! This coach was used for visiting dignitaries, so I wasn't sure it was necessary to clean it or not!

*There were the good times and the good memories:* The cookouts using the only food for miles around, MREs. Now, if you never had a modern MRE, or Meal Ready to Eat, you don't know what you are missing. They have some rather good ones. Of course, a few bottles of wine doesn't hurt either. Parts of three beat up and mangled gas grills were used to make one good one. Food, people, and gas grills turned a humdrum meal into something great.

*Things I learned about campers but was afraid to ask:* I can't forget the late night antics of highly trained people trying to relieve stress, especially when away from home, some for the first time. I also learned that an education does not guarantee smarts! We had highly educated people who just couldn't get it through their thick heads that the water pump switch had to be **on** before water would flow into their shower. Those phone calls always came late at night. And then there were those who never used a toilet plunger in their lives and weren't about to start. And there were the late night counseling sessions for those going through tough family crises at home.

*And the funny things that happened:* We were a federal facility with 61 camping units loaded with computers, GPS units, cameras, and all sorts of expensive gadgets. So we had armed Federal Protective Police protecting us 24 hours a day from the bad guys, whoever they were. One day, I got a call from one of my FPP guards, saying I had better get back, and quick. The local police were at the campground gates wanting in, and my FPP wouldn't let them. There was a standoff, and the locals were threatening to jail whoever was in charge! Seems like they were miffed about something and wanted my hide, or anyone's hide for that matter. Now, I am not a gun type of person, so the first thing I did was to get everyone to take their hands off their weapons and calm down. Then we sat down under a shade tree and talked. My guards even passed soda pop out through the fence for us, but they stayed on their side, not wanting to be arrested. The problem was solved and everyone left happy. Boy, did I ever party that night!

*And for the heartwarming:* Unless you experience this firsthand, you wouldn't believe the help that arrived for the people of southern Mississippi. Every church denomination you can think of was here, along with every relief organization; plus individuals, civic groups, health care groups, electrical co-ops, and locals turned out. I have shared meals with owners of Fleetwood, Holiday Rambler, and Newmar, all either working on disaster relief or volunteering. Everywhere I went, someone was asking, "Are you all right?" Maybe it is because I am perpetually lost without my co-pilot, but I doubt it. It was the goodness of this country. We should be proud to be Americans. ❖

**PHOTOS FROM PETE'S CAMP LUCKY CITY ALBUM**

Destroyed churches, humor among the ruins, and a boat in a cemetery...scenes like this abound in the devastated Gulf coast area. Please keep the victims in your prayers. ❖

## EGROUP CONVERSATION

Not every DOAI member participates in the eGroup. In an effort to share helpful information from the eGroup, occasionally we will publish a conversation which may be of assistance to non-group members. This time we feature a question by Rod Kirk, Bob Kinsey, and Jim Gravel.

### CHANGING TIRES ON THE BIG D

Rod Kirk posed this question: "What maximum height and minimum tonnage hydraulic bottle jack do we need to be able to lift our D wheels off the ground?"

"Given the remote areas my test pilot, Pauline, is apt to take us (Labrador, Inuvik, Mexico), we are setting ourselves up to be able to remove one of our D wheels should the need arise. Via eBay we have picked up a torque wrench, a breaker bar, a socket extension, and a socket, all new, for \$90 total including shipping. Now we need to sort out the jack, and since we are presently in Australia and unable to measure the clear height under our D axles, we are asking for your help, please.

"If we remember correctly, our D rear axle is rated at 15,500 pounds; we figure a four-ton jack would struggle to lift one side, but a six-ton jack should do it, and an eight-ton should do it easily.

"But what about maximum closed height and minimum raised height? We think we should allow for, say, a two-inch wooden block under the jack, so as not to damage a Wal\*Mart parking lot, or to sink in soft sand, and we think a minimum five-inch lift should suffice. We imagine it's unlikely we will want to lift the entire rear axle by placing the jack in the axle centre, though it might be handy to lift the front axle whilst greasing. Sometimes we could use the leveling jacks to assist, or as we've done before, by lowering the airbags so the motor home sits onto blocks placed under the leveling jacks, so the bottle jack is required to lift only the axle and wheel(s).

"We can't see much point in going for a huge jack, like 12-ton, because it would be unnecessarily heavy and so reduce the amount we can carry. We've managed to pick up, free, a very neat small manual winch like those used by truckers to lower the spare wheel we carry (actually only a tire at the moment). Once we get that installed, it should be easier for Pauline to lower the spare wheel before she installs it where she's removed another.

"What do y'all think?"

Bob Kinsey responded: "Being an ex-trucker, I thought I might let you know of one more item you will need to carry with you. I don't know about Pauline, but I do know I can't lift one of the D's mounted tires and wheels. Once you get the lug nuts loosened and wiggle the wheel off the lug studs, you are going to need a way to lift the replacement tire onto the studs.

"Plan on carrying about a five-foot length of at least 1/2-inch pipe. You lay the pipe on the ground at a 90-degree angle to the side of the coach, roll the tire up on it. You only have to have three-quarters of the tire tread on the end of the pipe. Then you can lift the other end of the pipe and raise the tire off the ground and wiggle it onto the studs.

"I would hate to hear you got the flat tire off the rig and then were not be able to lift the replacement onto the lugs.

"Hope this helps."

Jim Gravel responded: "I have almost the same situation as you, except I need to change/repair a tire before I can travel south in March from Minnesota to Florida.

"I have an inner passenger dual flat and loose from the rim. I have a spare, however, it isn't mounted. Good news is that it is parked on my summer lake lot, bad news is AAA RV road service will not help fix it!

"I have purchased the tools to remove the tire, and a 12-ton jack to put under the axle, along with a six-ton jack stand. The plan is to remove both rear tires and, using special tire irons, remove the bad tire and install my spare. If I can do this, I won't use a mounted spare tire when I go to Alaska.

"I plan to do this over New Years and I will take lots of pictures."



Jim Gravel

*Jim was as good as his word: he took pictures and wrote the following as an assist to everyone who may be thinking of trying to change their D tires themselves. Thanks, Jim!*

I recently purchased a 2000 37V and, when winterizing it, found that the right rear tire was flat.

When I inflated the tire, it was starting to un-zip. I called my emergency road service and found they wouldn't change a inner-dual nor mount a spare tire. What if I was out of cell range or stopped in a remote area – how would I get my tire repaired?



Photo 1

Purchasing some tools, I set about seeing if I could remove a flat tire and replace it with an un-mounted spare. A word of caution: I used my leveling jacks to lift the tire off the ground and used a six-ton jack-stand as back-up support. I never went under the coach when the tire was off the ground nor when the tire was removed. It is up to each

person to determine what is a safe way to support their motor home.

The steps used to remove the wheel were the same as a car: I blocked a front wheel and loosened the lug nuts (Photo 1) with a 3/4-inch breaker bar and a six-foot pipe extension. Next, I lifted the wheel free from the ground, removed the lug nuts



Photo 2

(Photo 2) using a 1/2-inch air wrench, and removed the outer and inner wheels. I unscrewed the air valve extension hose and air valve from the flat tire and, using a five-pound hammer, broke the tire bead free from the rim.

Using a mount/demount tool (Ken-Tool T44) and a tire spoon (Ken-Tool T20), I removed the tire with the aid of

*Continued on next page...*

**EGROUP CONVERSATION, CONTINUED**

Dawn® liquid dish soap (Photo 3). Using the same tools and a rubber hammer, I installed the spare tire. The tire mounted more easily by turning the rim so the wheel bowl was up. Holding the wheel/tire in the vertical position helped get it to seal to the rim while I used a small Porter Cable air compressor to inflate the tire to 100 psi. Next, I used windshield washer solvent



Photo 3

to check for any tire bead to rim air leaks (Photo 4).

A three-foot pry-bar was used to lift the wheels onto the axle hub, and I used my ½-inch air wrench to snug the lug nuts. Using a cross lug nut pattern, the lug nuts were tightened (Photo 5) to 450 to 500 feet/pounds (using



Photo 4

a breaker bar with a four-foot arm and applying 115 to 125 pounds to the bar).

Summary: **Yes**, it can be done. However, if you can get your emergency road service to change your flat tire, then that is the best way. If not, then you can do it if you have the tools on board.

Remember, if you ever have a wheel removed,



Photo 5

recheck the lug nuts for tightness after 100 to 150 miles of operation. Also, it's important not to get in a rush. I push a keyboard most days, so I took my time and made sure I didn't work up a big sweat.

The hand tools cost about \$110 and included ¾-inch breaker bar, 16-inch extension, 33 mm impact socket, and tire irons. ❖

**DISCOVERY MODIFICATIONS, CHAPTER SIX**

**R**ecently, Bob and Nina Soltwedel decided they want to replace the front TV with an LCD version, and at the same time, lessen the depth of the cabinet. Both of them have bumped their heads one time too many. While browsing through the DOAI website ([www.discoveryowners.com](http://www.discoveryowners.com)), they found the modifications link, and there was a very helpful article about that very task, written and illustrated by one of our Canadian members, Jack Myton. Jack was agreeable to having his online article reprinted here. If you have any questions on the modification, contact Jack at [jack.myton@clarica.ca](mailto:jack.myton@clarica.ca).

**FRONT LCD TV CONVERSION**

Replacing the 27-inch CRT TV in our 2004 39L with a flat panel LCD is a huge improvement. The flat panel is only 35 pounds, fits in the same cabinet, reduces the intrusion on the windshield area and entry from the front door. It also has a superior picture and sound, and will accept a High Definition source. I chose to use Toshiba, 27HL85, because it is slightly larger than a Panasonic, and it better fits the cabinet. Speakers are at the bottom, and the width of the unit just overlaps the front of the cabinet.

The first step, of course, was to remove the old TV and then the center cabinet. It was a little difficult, as there are brads fastening it to the side panels, besides the obvious screws. Rather than disconnecting all the wiring, I cut out the plywood side enough for the wires to stay in place. Once the cabinet was out, and I realized that finding new vinyl of the exact color was difficult, I was careful to save the original vinyl. I left the centre power visor in place, and carefully cut the cabinet to a smaller size. I took about 4½ inches off the top, so the cabinet bottom would be higher, and I cut the front

edge so that the cabinet edge would be perpendicular. With the flat panel there is no need to tilt the TV forward for best viewing or mounting. I added ½-inch plywood to the thickness of the sides, in the very front to better attach the front alder trim. I used the straight strips from the previous framed trim, cut them down to about 1⅛ inches wide, and screwed them to the cabinet, making sure that the front of the TV would cover them.

The toughest part was designing a plywood bracket to hold the TV in place, and I didn't want any visible fasteners. Plywood (¾-inch) was fastened to the back of the TV and then the plywood extends to the bottom edge, about half of the length, in the centre, and also extends to the two upper outer edges. The bottom slips into a groove at the bottom and the top extends to within about an inch of the ceiling. By keeping the unit down from the ceiling about an inch, I can fasten it to the cabinet, on a cross piece, with lag bolts. I placed the TV in the lower groove, pushed the top in and tightened the lag bolts. This made the fasteners completely invisible.

LCD TVs must have adequate circulation to the rear so they don't overheat. Therefore, the plywood fastening to the rear is cut to maximize the ventilation and is always at least ¾ inch from vents on the back of the TV. There is an opening at the bottom. The top is one inch from the ceiling, and the front strip vent from the original cabinet is modified and vents at the windshield. Also I enlarged the holes to the side into the AV cabinet on the left.

The finished project provides us with a better, more modern picture width and quality, great sound, and much less weight, and with less intrusion into the windshield area means more picture window view as we travel. ❖

*More Modifications on next page...*

**AN OPEN LETTER TO ALL DOAI MEMBERS**

*by Jay Keneson, National Rally Master.*

I have heard from several members that I or the national board refused to allow another regional rally at Lazydays. Wrong – it never happened. It was suggested by Southeast members that other possible sites should be looked at. That is what was suggested, not that we never go there again.

It is the responsibility of the region vice president and his chapter presidents to select the proposed site. If it is to be a DOAI regional rally, the site, dates, and budget must be submitted to your national rally master. It is reviewed and forwarded to the national board, which then approves or disapproves it. The region vice president, who is part of your national board, is aware of all decisions and may act on that as he sees fit. The region vice president and/or chapter presidents may decide to have joint, regional, friendship, or group rallies, campouts, or whatever the group wishes to call them. They do not need the board’s approval or permission.

Did you hear that the DOAI is on its last leg, about to be no more? **Wrong – the DOAI is going nowhere but down the road with full support of Fleetwood.** DOAI will still be here as strong as ever, unless we, the members, destroy it with rumors, half-truths and just outright untruths. As you know, knowledge is power and the truth will set you free.



If you want to know the truth [about the rumor that] Fleetwood is trying to get rid of us, call Fleetwood direct and tell them who you are and the stories you are hearing and ask them to tell you if it is true or not.

Let’s all come back together and work for the good of our organization and our great Discovery motor homes and the reason most of us joined.

Happy and safe travels to all of you. ❖

**RED HAT NEWS FOR SAN ANTONIO**

*by Teri Dykman*

Ladies, be sure to bring your red hat, purple outfit, tea cup, and \$1.00 donation to the Red Hat Tea at the October national rally in San Antonio.

This is cowboy country, so don’t be afraid to be creative! We’re also close to the Mexican border, so that might be an inspiration for an unusual costume. Prizes will be awarded for a variety of categories.

Anyone belonging to an official Red Hat chapter, please wear your Red Hat name tag. We want to see how many chapters are represented by our DOAI Red Hatters. Teri Dykman and her committee are planning a fun time!

P.S. for any lady who has a birthday in October: a purple hat is in order. For any lady under 50: a pink hat and lavender outfit is appropriate. No cheating – that’s only for a *chronological* 50 – not a “feels like” 50!

The date and time will be announced later. ❖

*Are your dues due?  
Check mailing labels.  
If expiring soon,  
renew now!*

**DISCOVER THE ALAMO 2006**

*by Jay Keneson*

Don’t miss the 2006 national rally in San Antonio, Texas, October 1-7. Do get your reservations in as early as possible, since space is limited and the early interest has been greater than expected. Don’t wait until the last minute – we want all of you to be able to attend.

If you need advanced information regarding points of interest in and around the San Antonio area, please contact me and we will try and assist you.

See you around the corner from the Alamo in Old San Antonio. ❖



**Texas – It’s a BIG Country!**

Beaumont to El Paso =  
742 miles

Beaumont to Chicago =  
770 miles

El Paso is closer to California  
than it is to Dallas!



## FLEETWOOD TECHNICAL INFORMATION: FREIGHTLINER CHASSIS AIR SYSTEM

by Terrence Mills

The Freightliner chassis air system has two tanks that control the air brakes and air suspension functions. This system does require some regular maintenance to insure it works properly.

The primary air tank actually includes an internal wet tank. This explains why the primary tank is equipped with a pair of lanyards rather than a single lanyard. The wet tank also has a lanyard of its own that needs to be maintained. In addition there is a secondary tank that needs to be maintained regularly and this is why there are three lanyards\*. Please refer to your chassis owner's manual for more information.

During use it is normal to see one of the air gauges fluctuating. This is the air suspension that is on the secondary system, which is allowing the leveling valves to bleed and fill to keep you level while driving. You should be able to bounce up and down on the steps with the engine not running and hear air escaping from the leveling valves.

If you pull the lanyard on the primary tank, your front gauge will drop. If you pull the secondary tank lanyard, your rear gauge will drop. Now, if you pull the wet tank lanyard, you would still have air in both tanks. Even though the wet tank is empty, the gauge could drop slightly. The gauges get the signal from supply off of the treadle valve.

### TEST

It is best to have two people to perform this procedure. Have a partner assist you by reading the air gauges on the dash while you drain the airbrake system.

- ⇒ With the engine off, make sure front and rear air gauges on dash are reading 70 PSI or less. If gauges read higher, bleed system down by pumping brake pedal until gauges read 70 PSI or less.

- ⇒ Start the engine and run at high idle (1200 rpm or higher) until air dryer purges in the back of your RV.
- ⇒ Turn the key to the "OFF" position. Turn the key back to "ON" so gauges function. Write down the air pressure on both gauges. They should read 120 - 130 PSI. **Do not restart engine.**

### WHAT TO LOOK FOR

If any of the pressure readings do not match the expected values, please take your unit into the nearest service center and have the air system serviced. If significant moisture comes out of any tank, the air dryer should be serviced.

Freightliner Chassis - Every 6 months while in use:

- ▶ First time: identify the wet tank lanyard. To do this, pull each lanyard briefly, one at a time. The wet tank lanyard will not cause either of the air brake gauges to drop when pulled. Mark this lanyard with colored tape for future use.
- ▶ Pull the wet tank lanyard (now marked with your colored tape) for at least 20 seconds to drain it.
- ▶ The remaining two lanyards may be pulled in any order. Pull each – one at a time -- for at least 20 seconds to drain.
- ▶ Check the air gauges again. Both front and rear should be reading zero.
- ▶ If both gauges drop simultaneously when pulling either of these lanyards, please take your unit into the nearest service center and have the valve(s) cleaned or replaced.
- ▶ Run at high idle until the air dryer purges. The air system should now be full and ready for operation.
- ▶ Gauges should read approximately 120 - 130 PSI.

During the process of bleeding down the air tank system, you may have water or an oil-water mixture drip on the ground from the air valves. This process helps keep the system clean. If you have further questions on the air system, check your Freightliner Owner's Manual or call Freightliner Customer Service at 800.385.4357. ❖

*Terrence Mills has been with Fleetwood Motor Homes since July 2001, and has provided articles to company publications. We thank Terrence for his service to DOAL. Terrence has been transferred to a different department within Fleetwood; thus, this is his last article for Discovery EXPRESS.*



Tejas is not Spanish for Texas. The word "Texas" comes from the Hasini Indian word "tejas" meaning "friends."

Jalapeño jelly originated in Lake Jackson, Texas, in 1978.

Because Texas joined the Union by treaty instead of by annexation like other states, she has some unique privileges. Texas flags may fly at the same height as the U.S. flag. If Texas so chooses, she can divide into four states. So far, however, this action has been ignored. ❖

## ONAN TECHNICAL INFORMATION: GENERATOR SPRING TUNE-UP CHECKLIST

by David Vinge

Spring is a good time to give your Onan RV genset a check-up and cleaning. Our handy checklist will help you protect your investment and keep that genset purring. Use this checklist to go over the condition of your genset, and visit your Fleetwood dealer for any assistance or maintenance parts you might need.

**Overall Condition of the Generator:** Check for signs of rodents and insects. Nests can damage components and clog vents, causing the unit to overheat.

- ✗ Remove wasp nests and spider webs
- ✗ Replace wires or components that appear worn, frayed, or chewed on by rodents.
- ✗ Wipe down, clean and lightly oil or paint any rusted parts.

**Exhaust System:** Check to make sure it wasn't plugged or damaged during storage.

- ✗ Replace exhaust pipes if bent or kinked.
- ✗ Tighten all connections and hose clamps.
- ✗ Position hangers securely.

### Fuel System

- ✗ Inspect and tighten connections.
- ✗ Inspect for signs of visible leaks.
- ✗ Change oil and fuel filters if not done prior to storage.

### Cooling System

- ✗ Add or replace coolant as necessary. See operator's

manual for instructions.

- ✗ Inspect and adjust water pump and/or alternator drive belt.

### Battery

- ✗ Inspect for signs of corrosion and clean battery connections as necessary.
- ✗ Tighten connections between battery, coach chassis, and generator.
- ✗ Charge the battery completely.

### Engine

- ✗ Run until fully warm to burn off any fogging agents that may have been used during storage.
- ✗ Measure and adjust frequency as necessary.

### AC Alternator

- ✗ Inspect brushes for contact and cleanliness. Poor brush contacts can mean low or no AC output.
- ✗ Run genset at 50-75 percent load to dry up any condensation or moisture in windings.
- ✗ Inspect and adjust voltage as necessary.

Keeping your genset in good running order saves maintenance costs and increases its life. ❖

*David Vinge is global e-business marketing manager for Onan. He writes, "While I am not a Discovery owner, I have made several trips to RV rallies in our company's Discovery coach. Very nice." This article was reprinted, with permission, from www.funroads.com, owned by Onan Corporation, a division of Cummins, Inc. Onan's goal is to promote the RV lifestyle and the RV industry with a website that strives to be an online RV Rally That Never Ends.*

## TRAVELING WITH PROPANE

by Aon Recreation Insurance

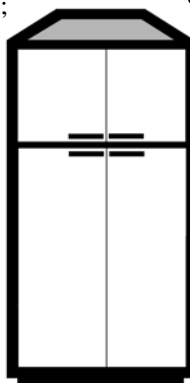
Traveling with propane poses a dilemma for RVers: Should it be turned on or off while driving down the road? There are pros and cons to each; therefore, each RVer must weigh the facts and decide which option best suits their comfort level.

### Traveling With Propane On

There are several conveniences to traveling with the propane on. First, it allows the refrigerator to run, which guarantees the food inside remains cool and fresh. In cold weather, propane allows you to run your RV's heating system in your RV and keep water in the hot water heater hot. Some RVs require the propane be on to run the generator.

Clearly there are benefits to traveling with the propane on; however, there are definite risks. Propane lines can break if an accident occurs while you're on the road or if an appliance moves while traveling. With no restriction in the line, the propane in the tank can escape. Since propane can ignite with only a small amount in the air (eight parts per million of propane), any triggering device in the vicinity will light it. A broken propane line is extremely dangerous and can trigger an explosion and fire.

If you elect to travel with the refrigerator operating on propane, you must turn it – and all appliances – off prior to



entering a fuel stop. Most propane tanks can only be filled to 80 percent capacity to allow expansion of the gas in the tank, and prevent the pressure relief valve from allowing gas to escape. When the main gas valve on the tank is turned on, it is critical that you fully open it until it locks to enable the excess flow valve to operate.

A past issue of *Escapees* magazine recounts a situation where a member had driven into a fuel stop and found the station had burned to the ground. An RVer had pulled into the facility and attempted to refuel while the RV's water heater was on. The resulting explosion burned the vehicle completely, destroyed the station, and killed a Good Samaritan who tried to help.

Propane is the direct cause of fires less than one percent of the time. In other words, it's very rare. However, driving with the propane on is a gamble. If you're involved in an accident or experience a tire blowout while the propane is on, your injury and the damage to your vehicle can be significantly worse.

### Traveling With Propane Off

If you choose to travel with your propane off, you forfeit the additional warmth of your vehicle's heating system, the guarantee food in your refrigerator will remain cold, and water in your water heater will remain hot. However, it's a trade-off that may someday save your life. By traveling with the propane off, you minimize the risk of an accident becoming much

*Continued on next page...*

## TRAVELING WITH PROPANE, CONTINUED

worse due to propane leakage. Many states even require that the propane be turned off before entering tunnels.

If keeping your food fresh is the main reason you've chosen to drive with your propane on in the past, reevaluate this decision based on weather conditions and your refrigerator type and age. With new technology, it's no longer necessary to travel with propane on to keep food in the refrigerator from spoiling. With minimal opening, most refrigerators manufactured after 1995 keep an internal temperature of less than 40 degrees for eight hours, on a 100-degree day.

To ensure your food stays cool, purchase a fridge fan. These small, battery-operated fans, can be found at the Fire & Life Safety booth at RV rallies, Camping World, and some Wal\*Marts for between \$15 and \$20. A fridge fan circulates cold air much like a convection oven circulates warm air. Place the fan on the lower shelf for best results. Positioning a stainless steel bowl filled with ice next to the fan keeps your refrigerator even colder, longer.

If you open the refrigerator door only long enough to remove what you need, food will keep for many hours as you travel. Likewise, the seals on the freezer will keep things frozen for several hours, even on the hottest days, if you don't open the door. Ice cream may soften, but should not melt.

If you are unsure of the temperature inside your refrigerator and concerned about spoilage, purchase and use a refrigerator thermometer. Most experts recommend an inside temperature between 33 and 40 degrees. According to the FDA, food spoilage can begin to occur in certain foods if the temperature is maintained above 40 degrees for more than a few hours.

Here are some additional tips to help maintain the temperature in your refrigerator when you are traveling with propane off:

- ◆ Keep drinks, lunch, and other items you'll want during the day's travel in a small ice chest outside of the refrigerator.
- ◆ Prepare meals and snacks prior to leaving and place them in a spot in the refrigerator where you can quickly open the door and retrieve all items at once.
- ◆ Turn the refrigerator to the coldest setting the night before you'll be traveling. Leave it there until you leave the next day. It will maintain a colder temperature for a longer period of time.

When traveling with the propane off, remember to also turn the appliances off. Many appliances now have an electric ignition that causes sparking when lighting the pilot light. This could also trigger an explosion at a fuel stop. You must turn the propane off at the tank for total safety. If there is an accident, having your propane turned off avoids a situation where a line breakage in an accident feeds a fire caused by the accident.

Some three-way refrigerators give the option of operating on 12 volts while you are going down the road. Using this option, if you have it, is the safest choice.

If you travel with your generator running, you can turn your refrigerator to the electric setting. You are doing your generator a favor by having as many appliances turned on as possible – in fact, generators operate most efficiently under a full load.

Most new motor homes are wired so that the refrigerator cannot be operated on electricity from the inverter, while going down the road. This is done because the refrigerator requires a lot of energy. Operating the refrigerator on electricity while traveling has been known to cause premature alternator failure on the vehicle while it is trying to keep up with the demand. If your vehicle is wired so you can operate the refrigerator with the inverter on, and you have to replace your alternator frequently, you should take this into consideration.

If safety is your first priority, then the clear choice is to drive with your propane turned off. If you feel the benefits of driving with your propane on outweigh the potential dangers, then you may choose to keep it turned on. Either way, you're making an informed choice. ❖

*We thank Aon Recreation Insurance for permission to reprint the foregoing article. With nearly four decades of experience insuring RVs, no one understands your vehicle like Aon Recreation Insurance (formerly RVAlliance America). Aon has multiple carrier options and can provide you with a policy custom-designed for the special nature of your coach. Aon also offers the added benefit of umbrella coverage, which provides liability coverage that extends beyond your RV, home, and auto insurance policies to protect you from a costly lawsuit. To get a quote, call Aon at 800.521.2942, or visit [www.aonrecreation.com](http://www.aonrecreation.com) for more information.*

## WHY ATTEND A NATIONAL RALLY?

The list is long and the reasons many:

- ≈ To meet old friends and make new ones.
- ≈ The fellowship with others who have like interests.
- ≈ To share information about our Discoverys.
- ≈ To learn other owners' solutions to minor problems on our RVs
- ≈ The opportunity to meet with specialists/experts from Fleetwood, Freightliner, Caterpillar, Cummins, Allison, etc., who can answer questions and give us directions for repairs and maintenance.
- ≈ To experience new places and revisit old favorites.
- ≈ Enjoy good food in a party setting.

- ≈ Tour local attractions and points of interest.
- ≈ Golf tournaments with fellow RVers.
- ≈ Great entertainment.
- ≈ To learn about new products for our coaches.
- ≈ Show off our creative modifications to our RVs.
- ≈ To view the new motor homes and possibly splurge on one?
- ≈ Become part of the action by volunteering to help and make the rally the greatest possible!

**What are your special reasons for attending a national rally?** Please let us know to enable us to insure this and future events meet your expectations!

We hope to meet you at a national rally soon. ❖

## THE MACERATOR


by Leo Everitt

Tired of hurting your back lifting a three-inch diameter hose filled with water at a campsite to get it properly drained before storing (plus the problem of storing the bulky hose/s), or having to drive to a dump station and pay to empty tanks, when a perfectly good sewer cleanout cap is in your front yard and could be used to dump, but is unreachable or usable because of distance or elevation? Think *maceration*.

I recently installed an **RV Sani-Con 5800** macerator, which is the unit being offered as an option on various models of Monaco coaches. This unit can pump up to 20 feet in elevation, and 350 feet in distance according to manufacturers sales data. It comes with a seven-foot hose expandable to 21 feet, and an attached nozzle (see photo) for placing in sewer drain; to pump further, one simply attaches a ¾-inch garden hose to the existing hose nozzle (one must check female end of garden hose to be sure it really is ¾ inch diameter and not rely on information printed on package. A smaller diameter will cause pump overheating and possible damage).

The installation in my 99 36T was quick and neat. These photos show the installation and the supplied drain hose and nozzle.

The three-inch rubber hose attaches to the existing drain outlet in same manner as the original Fleetwood-supplied sewer hose. I riveted the pump box to the compartment wall using Oscar pop rivets. The kit comes with plenty of 10-gauge stranded wire and proper ring terminations to wire unit. The black wire was terminated on a good ground screw near box.



The Macerator installed



Supplied drain hose and nozzle

The red positive wire was run to the coach battery in the electrical compartment. The manufacturer supplies an inline 20-amp fuse/breaker that is polarity sensitive, which is placed between the battery terminal and the pump. I would say the entire installation took about an hour.

The pump is self-priming and operated by a switch on box which must be turned off as soon as unit loses liquid to avoid running dry and damaging pump. The clear plastic connection at tank allows for visual determination of condition, but the most effective is the dramatic change in pump sound as liquid is lost. One runs some small amount of grey water first to ensure that the system is working – you can run black, but Lord help you if unit doesn't work and you have to disconnect the three-inch hose.

When system is operating properly, one closes grey and opens black. Once black has been pumped, open grey to pump remaining volume and clean hose. **Note:** A bypass is built into hose structure so that one can open grey water tank while on long stay and not have to bother with pumping.

The 5800 model has a price shown on website as \$549.95, but this is MSRP value used by manufacturers such as

Monaco on their window stickers. A phone call to RV Sani-Con will get you a price of \$399.95 without any hassle. (It is often sold at rallies such as FMCA for same price.) Other models are available and may be preferable for your situation. Check their web site [www.emptythetanks.com](http://www.emptythetanks.com). ❖

*We thank Leo for sharing this information with us. The article is copyrighted by Leo (© 2005 Leo Everitt) and was reprinted with permission.*

## FROM THEN TO NOW, PART FIVE

*A brief look back at our beginnings, following the road we have traveled to the present.*

In February, 2000 the then Eastern Region hosted the *Presidential Appreciation Rally*. More than 170 rigs were in attendance, and as usual, there was great food, seminars were offered on various topics, and friendships were renewed and begun.

Jim Devine, founding president of DOAI, was the honoree, and he was saluted by Abraham Lincoln (Pete Pizzano, vice president of Eastern region) and George Washington (Bob Chinn, vice president of Midwest region).

In the spirit of good fun, "Abraham" and "George" vigorously campaigned to be elected the "Greatest President," with the winner being given a new Discovery motor home, a gift of the generous DOAI membership. However, in a landslide election, Jim Devine was elected the "Greatest President," and since he already owned a Discovery, he didn't get a new one.

DOAI "First Lady" Dorothy Devine received a bouquet of roses, and the band played *Hail to the Chief*. Both Jim and

Dorothy were given a well-deserved standing ovation.

Yolanda DeSantis was elected president of DOAI, succeeding Jim. Her goals were simple: To get to know each other and have some fellowship, sharing ideas and information about our common bond – the Discovery motor home. ❖

## DID YOU KNOW?



You can renew  
your  
membership  
for multiple  
years and save  
money!

**SALE PAGE FOR MEMBERS**

*This feature is available to any DOAI member, free of charge, on a space-available basis. Send information to the editor, preferably via e-mail. Include full information. Sale items will run in a limited number of issues.*

**MOTOR HOMES FOR SALE**

**1998 DISCOVERY 36T:** Well maintained, 61,000 miles, non-smoking, no pets. Includes all new tires at 45,000 miles, mounted spare tire, external tire rack, generator, MW/convec, washer/dryer, refrig/freezer w/icemaker, two ACs, back-up camera, awning, Steer Safe added, two leather couches, leather pilot and co-pilot chairs. Plum interior. Coupled propane tanks, built-in closet with clothes hamper, Purge water tank system. Located in Florida. Bernie Abbott; 561.615.4509; cell 561.236.5811; [blabbott11@aol.com](mailto:blabbott11@aol.com). **Price Reduction! \$69,000 OBO**

**1998 DISCOVERY 36T:** Cummins/Allison 6-speed tranny, two ACs, slide, washer/dryer, awnings, no smoke/no pets, refrig/freezer, CD player, CB radio, auto sat dish, batteries one year old, MW/convec, back-up camera, table/four chairs, Blue Ox drop hitch wired for lube pump and brakes, 59,000 miles. Located in Wisconsin. Harvey Becker; 928.317.9458 or 715.366.8038; [becker365@aol.com](mailto:becker365@aol.com). **Price: \$66,500 OBO**

**1999 DISCOVERY 36T:** Current Texas inspection and tags (August 2006), one slide, Cummins ISB 275, Allison 6-speed tranny, Cummins RoadRelay system, Onan 6.5KW gen, 1K inverter, power mgmnt system, queen bed, VCR/DVD, two TVs, satellite dish, MW/convec, propane cooktop and oven, refrig/freezer w/icemaker, two ACs, LP extended stay connection, full awnings all windows with day/night shades. SRV tires with two spares and covers. Exterior burgundy/plum, interior burgundy/plum with oak trim, less than 59,000 miles. Price includes two City Bug electric scooters. Located in Texas. Gene Hamelman; 972.495.6342; [g-mann@comcast.net](mailto:g-mann@comcast.net). **Price: \$72,500**

**1999 Discovery 36T:** 300 HP Cummins, very good condition, no smoke/pets, 59,000 miles, 11 mpg, large kitchen, living room slide, leather loveseat/couch, dining booth, MW/convec, refrig/freezer w/icemaker, **new** frieze carpeting, two ACs, two TVs, satellite and regular antenna, DVD, leather pilot/co-pilot seats, back-up camera, inverter, LP gen, new batteries; front tires have 15,000 miles; tow package including 1991 Tracer wagon. Everything works. Rob Hess; 918.756.1316; fax 918.756.1315; [rhess@firstokmulgee.com](mailto:rhess@firstokmulgee.com). **Price: \$75,900 NEW PRICE!**

**1999 DISCOVERY 37V:** Cummins 300 ISB, Allison 6-speed tranny, 49,000 miles, purchased new in 2000 by current owner, excellent condition, no smoking/pets, two slides, 7.5KW diesel gen, 2K inverter, washer/dryer, two TVs, King Dome, VCR/CD player, CB radio, 10 gal water heater, alum wheels, new front tires, new coach and engine batteries, propane cooktop and oven, MW/convec, refrig/freezer, full queen bed, dinette table/four chairs, awnings all around, two leather La-Z-Boy™ recliners. All maintenance current, all records/manuals available. Located in Arizona. Bob Larkin; 480.802.3826; [larkinb@wbhsi.com](mailto:larkinb@wbhsi.com). **Price: \$89,000**

**2001 DISCOVERY 37G:** Loaded, non-smokers, with dryer, central vac system, diesel gen, all leather interior, alder cabinets, etc. 52,000 miles, well taken care of. Located in Florida. Ron Zimmerman; 407.330.1658; [gnopgnip1@bellsouth.net](mailto:gnopgnip1@bellsouth.net). **Price: \$88,500 OBO**

**2001 DISCOVERY 38D:** Cat 330 HP, two slides, Allison 6-speed tranny, Onan 7.5KW gen, Motion TracVision, Washer/dryer, AC, refrig/freezer w/icemaker, Corian® countertops, MW/convec, central vac, and more. Transferable extended warranty 70,000 miles or May 2008, mileage 42,000, like new, one owner May 2001, always kept in heated garage, no smoke/pets. Located in North Carolina. Dick Wilson; 828.389.9035, cell 239.281.0068; [wilsonohio@msn.com](mailto:wilsonohio@msn.com). **Price: MAKE AN OFFER**

**2001.5 DISCOVERY 37:** Two slides, A/Cs, awnings, 37,000 miles, 330 HP Cat engine, excellent condition, no smoking, loaded. Call for information on many extras. Cynthia Biestek; 574.320.6094; [roadwladylady@aol.com](mailto:roadwladylady@aol.com). **Price \$105,000**

**2002 DISCOVERY 38P:** Cat 330, two slides, Allison 6-speed tranny, Onan 7.5KW gen, washer/dryer, two ACs, refrig/freezer w/icemaker, all leather interior, 2KW inverter, low miles, mint condition. Located in Ohio. Raymond Martin; 813.642.9248 (until 4-17-06), 513.777.7507 (after 4-20-06); [dwe1835@wmconnect.com](mailto:dwe1835@wmconnect.com). **Price: \$126,000**

**2005 DISCOVERY 38U:** Onan 7.5KW gen, MW/convec, washer/dryer, refrig/freezer w/icemaker, hide-a-bed sofa, satellite dish, satellite radio, central vac, queen bed w/air mattress, bedroom lav, 20" and 27" TVs, VCR-DVD-CD, tinted windows, reverse osmosis water system, Super Steer bell crank, Safe-T-Plus steering control, 8,000 miles. Located in Arizona. James Jestes; 928.342.7132. **Price: \$130,000**

**2005 DISCOVERY 35M:** Two slides, Cat 330, Allison 6-speed tranny, Onan 7.5KW diesel gen, washer/dryer (never used), refrig/freezer w/icemaker, Corian® countertops, MW/convec, central vac, more. Exterior charcoal, interior Stonehenge w/Fairfield Maple. Transferable extended warranty 50,000 miles or five years. Mileage under 8,000. Located in Florida. Bob LaFleur; 813.719.1332 or 813.763.1092; [rlafleur@tampabay.rr.com](mailto:rlafleur@tampabay.rr.com). **Price: \$156,000**

**ITEMS OF INTEREST TO DISCOVERY OWNERS**

**DON'S HUB NUT WRENCH:** If you don't want the tire technician who is changing your tire to use pliers and a rag on your chrome decorative retaining nut of your rear duals, get this wrench! It can be used on most coaches on a Freightliner chassis with aluminum wheels and the screw-in decorative nut. It also makes polishing the rims easier with the rear axle can off. Donald Cullins, 9025 Robinhood Cir., Westerville, OH 43082-9665; [scdc432@sbcglobal.net](mailto:scdc432@sbcglobal.net). **Price: \$12.95 each plus \$3 s/h**

**AC FAN BYPASS CONTROLLER:** If your coach has the Intellitec Electronic Climate Control (ECC) and you're annoyed because the AC fan runs all the time, save wear, tear and electricity! Check out the new AC Fan Bypass Controller at [g-mann.home.comcast.net](http://g-mann.home.comcast.net). Gene Hamelman, 972.495.6342; [g-mann@comcast.net](mailto:g-mann@comcast.net). **Price: \$44.95 plus \$5 s/h**



National DOAI Rally 2006 – Discover The Alamo

Blazing Star RV Resort, San Antonio, Texas

OCTOBER 4, 5, 6, AND 7, 2006

TOURS AND GOLF – OCTOBER 2 AND 3, 2006 (EARLY ARRIVAL)

REVISED REGISTRATION FORM – Please PRINT legibly or TYPE all information

Pilot's Last Name \_\_\_\_\_ First Name \_\_\_\_\_

Co-Pilot's Last Name \_\_\_\_\_ First Name \_\_\_\_\_

Street \_\_\_\_\_ City, State, ZIP+4 Code \_\_\_\_\_

Home Phone \_\_\_\_\_ Cell Phone \_\_\_\_\_

Need handicap parking? Yes \_\_\_\_\_ No \_\_\_\_\_ E-Mail \_\_\_\_\_

↑ ↑ ↑ ↑ ↑ NOTE: Please indicate above if you need Handicap Parking so that a space will be saved for you!

DOAI # \_\_\_\_\_ DOAI Region Affiliation \_\_\_\_\_ First National Rally? \_\_\_\_\_

Guest(s) Name, City, State \_\_\_\_\_

DOAI Officer, Chapter Member, Chapter Officer? Advise following as applicable:

DOAI Officer \_\_\_\_\_ Chapter Name \_\_\_\_\_ Current Position \_\_\_\_\_

Registration:

\$200.00 per coach with two adults (October 4-7) ..... \$ \_\_\_\_\_

\$155.00 per coach with one adult (October 4-7) ..... \$ \_\_\_\_\_

\$45.00 each additional adult or child (October 4-7) x \_\_\_\_\_ persons = ..... \$ \_\_\_\_\_

Early Arrival and Events – see details of events on next page → → → → → → → → →

Sun. Oct. 1 \_\_\_\_\_ Mon. Oct 2 \_\_\_\_\_ Tue. Oct. 3 \_\_\_\_\_ x \$28.00/night = ..... \$ \_\_\_\_\_

\* Tour 1: \$60.00 x \_\_\_\_\_ persons (Monday and Tuesday) = ..... \$ \_\_\_\_\_

\*\* Tour 2: \$40.00 x \_\_\_\_\_ persons (Monday) = ..... \$ \_\_\_\_\_

\*\*\* Tour 3: \$40.00 x \_\_\_\_\_ persons (Tuesday) = ..... \$ \_\_\_\_\_

\*\*\*\* Golf: \$35.00 x \_\_\_\_\_ persons (Monday) = ..... \$ \_\_\_\_\_

\$20 DOAI membership (if not already a DOAI member) ..... \$ \_\_\_\_\_

→ → MAKE CHECK PAYABLE TO: DISCOVERY OWNERS ASSN., INC. Check Enclosed ..... \$ \_\_\_\_\_

Mail check and registration form to: Elsie Sikes, Registrar, 240 Star Ln., Pipe Creek, TX 78063-5147

QUESTIONS? Call Elsie (toll-free 888.857.7048) or send e-mail (sikesel@aol.com)

REGISTRATION MUST BE RECEIVED BY SEPTEMBER 15, 2006

LIMIT OF 200 COACHES

→ → COPY FORM FOR YOUR RECORDS – NO SHOW, NO REFUND ← ←

YOU WILL RECEIVE A CONFIRMATION OF YOUR REGISTRATION VIA E-MAIL.

EXTRA ACTIVITIES! Please indicate your interest in any of the following for planning purposes:

- Red Hat Social, Parade of Homes

WE NEED VOLUNTEERS! Please volunteer for any of the following necessary tasks:

- Registration, Reporter, Photographer, Door Prizes, Seminar Helper, Clean-up Helper, 50/50 Game, Golf Helper, Entertainment Helper, Breakfast Helper, First Aid, Workshop Helper, Vendor Helper, Where Needed



2006 NATIONAL RALLY NOTES

Early arrival will enable you to participate in the following tours and events. The asterisks included here correspond to the activity shown on the registration form on the previous page:

\*Tour 1: Monday 8:30 to 1:30 p.m. – River Boat Ride, Japanese Tea Gardens, Market Square, Downtown San Antonio (with lunch break) and Tuesday 8:30 a.m. to 2:00 p.m. – Alamo, San Fernando Cathedral, Mission San José, Mission Concepción (with lunch break)

\*\*Tour 2: Monday 8:30 a.m. to 1:30 p.m. – River Boat Ride, Japanese Tea Gardens, Market Square, Downtown San Antonio (with lunch break)

\*\*\*Tour 3: Tuesday 8:30 a.m. to 2:00 p.m. – Alamo, San Fernando Cathedral, Mission San José, Mission Concepción (with lunch break)

NOTE: Tour prices include all admission fees and taxes. Prices do not include lunch.

\*\*\*\*Golf: Monday 8:00 a.m. – Golf at Bandera, Cowboy Capital of the World. Price includes greens fee and cart.

EDITOR’S RAMBLINGS

by Nina Lee Soltwedel

It’s spring! When I was a kid, spring meant trees budding out, tulips popping up, the earth giving out its wonderfully warming-up scent, and time to dig out the roller skates. As a grown-up, spring now means airing out the closets, deep-cleaning the carpeting, washing walls, and packing away boots and jackets. Hmmmm.....I think I prefer the “kid” version.



For those of us who spend the winter months in the south, spring also means time to prepare to return to our other home ... the home that doesn’t move (except in earthquakes, that is) ... the home we left months ago as we scurried to places where we could rejoice in the warmth and sunshine.

A week ago (March 11), we had snow in Arizona ... southern Arizona! Seeing that white stuff on the Superstition Mountains was a bit of a shock, but it sure was lovely. And we didn’t have to shovel the stuff, either; it was gone the next day.

There are those of us who don’t leave the northern climes during the winter, although you can’t prove that by me. I saw more Discovery motor homes in Arizona this year than I’ve ever seen in one place before, except for a Discovery rally or Discovery dealer. Looks to me like Fleetwood’s got a good thing in their Discovery, and I believe you must agree ... you own one, too!

Have a wonderful spring and drive safely. See you on the road to fun times! ❖

DISCOVERY OWNERS ASSOCIATION, INC. MEMBERSHIP APPLICATION

Welcome to an organization open to all owners of Discovery motor homes by Fleetwood RV. DOAI is an organization intended to foster social opportunities and information exchange among members.

Dues are \$20.00 for the first year\*; \$16.00 for one year renewal; \$45.00 for three years, or \$75.00 for five years. \*New members pay an additional \$4.00 one-time administrative fee.

PLEASE...PAYABLE IN U.S. FUNDS ONLY!
Questions? Call 888.594.6818

Mail the form below with your check payable to Discovery Owners Association, Inc. to:

PORTIA WILLIAMS, MEMBERSHIP DIRECTOR
P. O. BOX 95
ST. GEORGE, UT 84771-0095

Pilot Last Name \_\_\_\_\_ First \_\_\_\_\_ Co-Pilot \_\_\_\_\_

Address \_\_\_\_\_

City, State, ZIP+4 Code \_\_\_\_\_

Home Telephone \_\_\_\_\_ Cell Telephone \_\_\_\_\_

Discovery Year \_\_\_\_\_ Length and Model \_\_\_\_\_ E-Mail Address \_\_\_\_\_

Is this your first RV? Yes \_\_\_\_\_ No \_\_\_\_\_ Are you a full-time or part-time RV'er? \_\_\_\_\_

Who recommended DOAI membership to you? \_\_\_\_\_

Check enclosed for \$ \_\_\_\_\_ representing (check one): ' One year ' Three years ' Five years

**Discovery Owners Association, Inc., thanks these fine manufacturers for sponsoring this newsletter**



THE LEADER AT EVERY TURN™



**Discovery** Owners Association, Inc.

Portia Williams, Membership Director  
P. O. Box 95  
St. George, UT 84771-0095

ADDRESS SERVICE REQUESTED

**ARE YOUR DUES DUE?**  
Please renew now! ◦ ◦ ◦ ◦

