

BLUE RIDGE LEDGER

NEWSLETTER OF THE




VOLUME 2, ISSUE 4

GLEND A M. ANGUS, EDITOR

OCT 2013

COMMENTS FROM THE PRESIDENT



It's now October 29th and as I began to write I watch the snow flurries blow around and the sun trying to pop out. A reminder that Winter is just around the corner.

Well it was a good beginning for a great DOAI rally at Bethpage

RV Resort in Urbanna, VA, until the rain showed its ugly face for most of The rally. However our chapter would not let that interfere with us having a great time. Due to the bad weather the golf outing and the fishing trip was cancelled. There were some good seminars, good food and most of all good fellowship with our friends.

After the rally our club left for a journey that took us to Roanoke Rapids, NC for a couple nights and visiting Hank and Eileen Haden's home on the lake for a relaxing afternoon with a cookout and boat rides. Two beautiful people with a Beautiful house on a beautiful lake. Wow! Thanks again Hank and Eileen.

Richard Money did a super job organizing a rolling rally from Urbanna to Charleston. It was a sight to watch the 20 coaches traveling down the Interstates. Another great rally at

Dick Tracy has received some requests for a link to the Fleetwood Service Team form for having work done on your coach at the 2014 DOAI National and FMA rally that will precede the DOAI National at Lazydays.

The official link to Fleetwood site. Is:

www.fleetwoodrv.com/partsandservice/rallyservice.asp

(Dick Tracy)

NOTE: I did not have a bio for Doug & Paula Poad. We are glad to have them as new members

Charleston, SC due to the great efforts of our hosts, Paul and Cecily Hart, Mike and Anne Lecholop and Tom and Katy Leydic. Pizza party, golf tournament, dinner at Bowen's Island, Citadel Museum and dress parade, dinner at California Dreaming, Fort Sumter boat tour and than a business meeting followed by a Low Country Boil. Charleston is a great city with so much to occupy us all in our spare time at the rally.

Our next rally will be a Stone Mountain, GA, April 23rd thru 27th.

We added 3 new members to our chapter during these rallies. They are Doug and Paula Poad from Brevard, NC, James and Brenda Fairfax From Winterville, NC and Dick and Pat Tracy from Fleetwood, PA. We have added 10 new members to our club this year and lost 1. Our total membership now stands at 62.

*Glenn Camp
President, Blue Ridge Discoverys*

SPECIAL POINTS

OF INTEREST

*FMA Eastern Regional Rally
Lazy Days, Seffner, FL
21-25 Jan 2014*

*DOAI Southeast Region Rally
Lazy Days, Seffner, FL
26-30 Jan 2014*

*Blue Ridge Discoverys
Spring Rally
Stone Mountain, GA
23-27 Apr 2014*

OFFICERS

PRESIDENT
GLENN CAMP

VICE PRESIDENT
PAT STANTON

SECRETARY
ANNE SPEARMAN

TREASURER
BOB ZUMWALT

ASST TREASURER
HANK HADEN

WAGON MASTER
RICHARD MONEY

HISTORIAN
GLEND A ANGUS

MEMBERSHIP
PAUL HART

TIPS FROM THE PROS

“Safety - You should always retract the steps when leaving your motorhome for an extended period of time. Leaving the steps out provides an easy entry point for an uninvited guest to climb on your steps, break the small window reach the door latches, and enter your coach. Also, think of retracting your steps at the end of the evening before going to bed... once an intruder is inside, remember there is only one way out.... do not get cornered!”

Courtesy of Brenda Fairfax

FANS

Most Discoveries have fans for the driver and co-pilot. Should either one fail (And they will as they are cheap!), a replacement is available through Amazon.com:

http://www.amazon.com/gp/product/B000AA4RVI/ref=oh_details_o07_s00_i00?ie=UTF8&psc=1

Prime Products 06-0850 Chrome Heavy Duty Fan

The fan is identical to the OEM fan except better quality.

On a 42P, to replace the original (failed) fan (Other model coaches may be similar or the same.):



For the driver side fan -

- 1) Open the door of the cabinet above the fan.
- 2) Slide a very thin blade between the front molding and the bottom shelf and slowly raise the shelf - a flat blade screwdriver can hold the shelf while you reinsert the thin blade.
- 3) Once the bottom is raised, you should be able to see a nylon connector. Disconnect the fan coupling.
- 4) Remove the 3 screws holding the fan base and remove the fan.

At your workbench:

- 5) Cut the connector from the fan as close to the fan as is reasonable.
 - 6) Remove the switch from the new fan and cut the wires on the switch close to the switch.
 - 7) Solder the connector from the old fan to the new fan matching wire colors. Use shrink tube to insulate the solder joints.
- Return to the inside of the coach:
- 8) Do 4), 3), 2), and 1) in reverse.

For the passenger side fan, remove one of the control panels and proceed as above

(Courtesy of Carol Manley)

WINDSHIELD WIPERS

Replacement windshield wipers are \$35 to \$45 in the length installed on the coach. To save \$\$\$

- 1) Find replacement rubber blades for a few bucks. There are end-clips on the wiper blades that will release the rubber so you can slide in the new piece.

or

- 2) Use a slightly shorter length of wiper blade at a much lower price - you will never really see the difference so to speak.



Owners Beware!

PROBLEM: Whirlpool stacked washer and dryer in a 2013 40E. The washer stopped, locked up, and wouldn't drain. And, by the way, we were in Canada and when I called Whirlpool for help, they told me that my warranty was void because I took it out of the US - that really blew my mind and I'm sure it was wrong, but I could get no help from them.

SOLUTION: Like a good Discovery owner, I got out the owners manual that came with the coach. Guess what, it told me little to nothing. So, hearing the stories from others about coins, etc., getting stuck in the pump, I removed the dryer, put it on the bed, and then pulled the washer out to remove the pump to see if it was clogged. HOWEVER, while doing all of this, I noticed a panel across the bottom of the washer that opens from the top down. Guess what, inside that panel is a technician's repair manual that has the procedure for resetting the timer/processor and also behind that panel is a screw out filter/clean out that solved the problem. We had used one of those color fast sheets in a mixed color load of laundry and the sheet clogged up the filter before the pump which prevented it from draining. The results were an easy fix once I figured out there was a panel with instructions and a clean out behind it. Resetting the timer is like changing the time on your digital watch - you have to push/hold/wait the allotted time, and hold your mouth just right - - but it worked!

SUGGESTION: Open the panel on your washer and take out the technician's repair manual now, before you need it, and file it with your other papers. ALSO, don't use colorfast sheets in this washing machine! Final results, another happy camper with clean clothes.



(Hank Haden)

Savannah's Alaskan Adventure

Sue & Pat Stanton's favorite excursion on their trip through Alaska was a float plane ride to Katmai to watch the bears feeding at Brooks Falls.



"We chose Rust's Flying Service from Lake Hood in Anchorage. Lake Hood is a busy float plane port and worth a visit just to watch the planes landing and taking off. Our plane was a Cessna Caravan, which I was told was a great choice to fly to Katmai. It was faster than the planes that left ahead of us. Everyone was wearing headsets and able to listen to the pilot talk to the control tower and other planes, as well as allowing us to converse. The pilot pointed out many points of interests as he navigated through passes to the beach at Katmai.



We landed and the pilot pulled up to the beach. After unloading passengers and gear, we helped him pull the plane up onto the shore. The beach was covered with volcanic rocks that are lighter than water. It was neat to throw rocks into the water and watch them float on the surface. After collecting a few rocks we hiked up to the ranger station. We had to go through a "bear etiquette" class before being allowed to roam the park. Training included instructions to not look a bear in the eyes, tell the bear that you are a human and not lunch, not to run away from the bears, and that bears have the right-of-way in the park. We were told to stay at least 50 yards from the bears. (They forgot to tell the bears about this minimum distance.)

Prior to starting our hike through the park, we had a good box lunch provided by Rust. We ate at picnic tables surrounded by an electrified fence. All leftovers and anything aromatic from our pockets were left in a storage locker at the station. Don't want to entice the bears with gum, mints, or coconut oil sunscreen!

It was early July and the salmon (and bears) had just begun to come into the area. The bears were still exploring the area and were not staying at the stream, so there were extra rangers (with bear spray at the ready) roaming about to ensure visitors didn't annoy the bears. There was an aggressive bear near the beach area and a ranger had his pistol in his hand when we passed by the area. There were numerous visitors to the park. They have cabins, a camping area, and fishing. I don't think I would sleep well in a tent knowing there were grizzlies roaming around. Fishermen were warned that if a bear sees that you have hooked a fish,

They will come for it and of course, you should yield to the bear. However, I noticed that the bears didn't wait for a fish to be hooked, but would approach the angler as soon as he cast his line. They (the people) didn't seem to be enjoying the fishing, since it was mostly cast, reel in, move to another spot.

The hike to the falls includes trekking on a trail, crossing a bridge, and walking on a service road. Bears were plentiful on our walk, causing several delays while we waited for the bears to leave the trail.



Before reaching the Brooks Falls, we came to a boardwalk and viewing platform beside the river with several young bears chasing fish and wandering the shore just below us. The larger bears stake their claim to the falls and won't allow the younger bears to fish there. The youngsters fish in the stream. They are very entertaining as they see a fish and start running toward it, but become distracted by another fish and chase it. After several moments running around like kittens chasing a flashlight beam, they pounce on a fish splashing water into the air. Sometimes they even catch one!



Access to the final boardwalk and viewing platform overlooking the falls has a ranger controlling access to prevent overcrowding. You give the ranger your name and when it is your turn, they let you onto the platform. I believe the time period was an hour, but since it wasn't crowded, time wasn't an issue. The bears just sit and wait for a fish to come to them. They don't make much of an effort to catch the jumping salmon. When they catch one, they bring it to the shore to eat it. We didn't see any disputes over their catch (except with the fishermen). Sue and I headed back down the trail before the rest of our group. We came upon another group that was stopped on the trail ahead of us, obviously waiting for a bear to allow passage. Sue looked behind us and uttered an expletive and did a moon walk that would have made Michael Jackson jealous. A bear had come up behind us on the road and was only about 20 feet away. He wasn't threatening, but it certainly got our heart rate up. I took a photo, but for some reason, I didn't get it properly focused.

A great trip, even though it was \$800 each. Well worth the cost and the 12 hours. There are webcams set up for bear viewing on the park's website. www.nps.gov/katm and you can see more about our trip at Savannah's incomplete blog at www.savannahbel.blogspot.com .”

(Courtesy of Pat Stanton)

A DREAM COME TRUE

Elaine and I have always wanted to visit the Canadian Maritime Islands. We made that happen this year. We met up with Bob and Glenda Angus, Frank and Isabel Cason in Baileyton, TN, on July the 30th to begin our trip north. It took us several days traveling through Virginia, Pennsylvania, Connecticut and Maine to cross over into Canada. Frank and Isabel had to leave us in Maine to return to Tennessee for Doctor Appointments. Bob, Glenda, Elaine and I stayed a few nights in St. Martins, New Brunswick on the Bay of Fundy. We visited and had lunch in St. Johns, NB before going on the Shediac, NB for several days. Hank and Eileen Haden, Richard Money and Linda Osborne joined us in Shediac. Shediac is considered the lobster capital of North America and we were able to have fresh lobster at the RV Park- it would not be the last time during our trip. Our next stop was at the Woodhaven RV Park in Hammond Plains, Nova Scotia, Canada about 5 miles from Halifax. We stayed three weeks in Halifax visiting several fishing villages, wineries, historical sites and beautiful coastline towns. The food and people we met in Halifax were super. The Angus', Haden's, Richard and Linda took the ferry over to Newfoundland and Elaine and I spent three nights at a B&B in Baddeck, New Breton and a day driving the Cabot Trail. The trail is a beautiful drive along the rugged coast of New Breton. While in Baddeck we visited the Alexander Graham Bell Historical site. We cut short our stay in Halifax and left the group to catch a plane to Salt Lake City, Utah, to attend our God Sons wedding. We met up with the group along with Frank and Isabel, and Buddy and Becky Reynolds in Littleton, Mass. Littleton is located 25 miles west of Boston. During our stay in Mass. Elaine was able to visit her collage suite mate who she has not seen for a few years. Boston was a great visit because of the history that took place there. Our next stop south was in Pennsylvania where Bill and Anne Humphrey joined our group. We toured the Yuengling Brewery in Pottsville, PA. Yuengling is a popular beer with several Blueridge members. Our next stop was Centreville, VA located outside of Washington DC. We planned on visiting the sites in Washington but because of the government shut down we did not. Henry Cason, son of Frank and Isabel invited the



group to his house for a cookout. All had a great time. We attended the DOAI National rally in Urbanna, VA. Our next stop would be the Blueridge Fall Rally in Charleston, SC. But before Charleston, Eileen and Hank Haden had the group of 19 Discoverys stop over in Roanoke Rapids, NC, to visit their lakeside home and attend a picnic. Before going home our last stop was the BRD rally in Charleston. We left Marietta, GA July 29th and arrived back home October 20th. Thanks to our traveling group for a great time.

(Charlie and Elaine Harvell)

Moments in Time



Cookout - Photo Courtesy Hank & Eileen Haden



Frank Cason - The cook

Thanks to Hank and Eileen Haden who provided a relaxing afternoon with a cookout and boat rides on their beautiful lake home. 14 Oct 2013



Lake side cook out



Ann Lecholop, Gail Camp, Elaine Harvell

Just Rolling Along




15 October 2013



Welcome to Charleston



Linda & Kenneth Umsted



Don & Ginny Either



Stanley & Sharon Nieminski



Dick & Pat Tracy

New Members

Pat and Dick Tracy are part time RV'ers with a permanent home in Fleetwood, PA, located about an hour northwest of Philadelphia. They have owned their 99 36T Discovery since January 2005 and have taken it on two trips to Alaska and five major trips out west plus one summer trip to the Canadian Maritimes.

Pat is a native Californian from the San Francisco Bay area while Dick hails from the Buffalo, NY area. They were married in 1966 after Dick graduated from the University of Idaho through the Naval ROTC Program. They spent the first 11 years of their marriage moving around the world while Dick was serving on active duty as a naval officer. This included living in Charleston twice, once while Dick was stationed on the USS Bluebird a minesweeper out of Charleston, and again when he was stationed at the Naval Supply Center Charleston. Other stations included: Athens, GA while Dick was in Supply Corps School; as Supply Officer on the USS Firedrake, an ammunition ship mostly deployed to Vietnam; running the Navy Exchange at Mare Island California, and two plus years in Subic Bay, Philippines where Dick was assigned at the Navy Exchange, Subic Bay.

Since 1977 they have lived in Fleetwood and have two children, son Dick Jr. and daughter Connie, and six grandchildren. Pat stayed home raising the children while Dick worked for 24 years in the electric utility business while continuing his naval career in the Naval Reserve, from which he retired as a Captain. Retiring from the utility he then worked five years as Deputy Controller for Internal Audit Retiring from there in 2005. Pat meanwhile worked for a local bank for 14 years prior to retiring in 2004.

They both enjoy RVing and have put over 85K miles on their discovery touring all of the lower 48 states and many Canadian provinces. Dick is currently the President of the Mason Dixon Chapter of DOAI and will become Treasurer of the National DOAI in 2014. They are also members of SMART, the military RV group, FMCA, Escapees and Good Sams.



New Members

James & Brenda James Fairfax:

James never anticipated his Marine Corps service would extend past the required years; in fact, he thought, “I would finish my service and pursue or get a civilian career.” Instead, the Marines offered him an opportunity to combine his service to the nation with his passion for art. This combination resulted in a military career that spanned more than 20 years. As fate would have it, James was able to channel his gift for art with his service. While in Arlington, VA, he professionally demonstrated his artistic talents and was given an opportunity to further hone his skills. He was chosen to build an exact replica of Marine One, the presidential helicopter. The work was presented to Senator Robert Kennedy in memory of his brother and served as a gift to the John F. Kennedy Museum and Library.

James embarked on his journey to Vietnam by way of a competitive selection process for combat artists at a military installation in Puerto Rico. Despite volatile working conditions, he created award-winning paintings on his tour of duty. His artists portrayal of the war and the country “*Pointman*” was displayed in the book, *Art of War*. James has received numerous awards for his work.



Today, James has retired from the Marine Corps but he still finds himself involved as an employee of the National Museum of the Marine Corps.

Brenda is the owner of Nomadic Star Travel, LLC, a full service agency located in Greenville, NC. Her business offers travel, theatre tickets, group sporting events and assistance with passport preparation.

Brenda attended the Senior Executive Fellows Program at Harvard University’s Kennedy School of Government, earned a master’s degree in Computer Resources and Information Management with a Bachelor’s degree in Management/Computer Information Systems.

Brenda began her career as a federal civil servant in 1974, working in the United States and Europe. Her extensive job-related and personal travels sparked her interest in the travel industry. Brenda started Nomadic Star Travel, LLC in Northern Virginia in 2006. After a successful career with the federal government, Brenda retired in January 2008.



Calendar Events

JANUARY 2014

Sun	Mon	Tue	Wed	Thu	Fri	Sat
			1	2	3	4
5	6	7	8	9	10	11
12	13	14	15	16	17	18
19	20	21 FMA	22 FMA	23 FMA	24 FMA	25 FMA
26 DOAI	27 DOAI	28 DOAI	29 DOAI	30 DOAI	31 DOAI	

Blue Ridge Discoverys

23-27 Apr 2014

Stone Mountain, Georgia

Spring Rally

FOR THE COOK



Pretzels with a Twist

- 2 Pounds small Pretzels
- 2 Tablespoons DRY Ranch dressing mix
- 16 Ounce Orville Redenbacher popcorn oil (difficult to find in 16 oz - 12 oz will work)
- 1 Teaspoon Garlic powder
- 1 Tablespoon dill weed



In bowl mix well all dry ingredients (ranch mix, garlic powder, and dill weed). Add the popcorn oil and stir until blended. Pour over pretzels. Stir until well mixed. Cover the bowl with a tea towel. Continue to stir often (about a two hour period) to ensure all pretzels are completely soaked. Takes about 2 days for the mixture to completely soak in. When pretzels are completely dry again, store in an air tight container. These will keep a number of weeks and can be made in advance for trips.

(Sue Pryor)



Isabel's Asparagus

(3-4 servings)

- 1-2 Bunches fresh asparagus washed
- 2-3 Tablespoons Olive oil
- Coarse grained Salt & cracked black Pepper



Preheat oven to 400 degrees F

Snap off the hard part of the asparagus by holding the firm part of the top and bottom and breaking. Place asparagus in large plastic bag and drizzle half the olive oil over the asparagus. Seal the bag and shake until asparagus is coated evenly with olive oil. Add more oil if necessary to coat the asparagus. Place the asparagus on a cookie sheet and season with salt and pepper to taste. Bake until tender or crunchy depending on your taste. (About 10 to 20 minutes). May be tossed with oil, salt and pepper and stored until you're ready to bake. Grated parmesan cheese may be added over asparagus if desired.

(Isabel Cason)

ORDER FORM FOR BLUE RIDGE MERCHANDISE



Signs Now

1537 Ft.Campbell Blvd., Clarksville, Tn 37042
Phone:(931) 503-3030 Fax:(931) 503-3035
Cell:(931) 320-1202 E-Mail: signsnow@charter.net

NAME: _____

ADDRESS: _____

PHONE/EMAIL: _____

Blue Ridge Discoverys Banner \$25.00 Each (18"X36") Number Ordered _____

Blue Ridge Discoverys Caps \$13.00 Each Number Ordered _____

Blue Ridge Speciality Caps \$18.00 Each Number Ordered _____

Short Sleeve Blue T-Shirts (Enter Quantity Below)

(\$8.00 Each) (\$10.00 Each) Small _____ Med _____ LG _____ XLG _____

(\$9.00 Each) (\$11.00 Each) XXL _____ XXXL _____

Long Sleeve Blue T-Shirts (Enter Quantity Below)

(\$13.00 Each) (\$15.00 Each) Small _____ Med _____ LG _____ XLG _____ XXL _____ XXXL _____

Short Sleeve Yellow T-Shirts (Enter Quantity Below)

(\$8.00 Each) (\$10.00 Each) Small _____ Med _____ LG _____ XLG _____

(\$9.00 Each) (\$11.00 Each) XXL _____ XXXL _____

Short Sleeve Maroon T-Shirts (Enter Quantity Below)

(\$8.00 Each) (\$10.00 Each) Small _____ Med _____ LG _____ XLG _____

(\$9.00 Each) (\$11.00 Each) XXL _____ XXXL _____

Long Sleeve Maroon T-Shirts (Enter Quantity Below)

(\$13.00 Each) (\$15.00 Each) Small _____ Med _____ LG _____ XLG _____ XXL _____ XXXL _____

Short Sleeve Dk Green T-Shirts (Enter Quantity Below)

(\$8.00 Each) (\$10.00 Each) Small _____ Med _____ LG _____ XLG _____

(\$9.00 Each) (\$11.00 Each) XXL _____ XXXL _____

Long Sleeve Dk Green T-Shirts (Enter Quantity Below)

(\$13.00 Each) (\$15.00 Each) Small _____ Med _____ LG _____ XLG _____ XXL _____ XXXL _____

Blue Golf Shirts \$28.00 Each (Enter Quantities Below)

Ladies: Small _____ Med _____ LG _____ XLG _____ XXL _____

Mens: Small _____ Med _____ LG _____ XLG _____ XXL _____

Yellow Golf Shirts \$28.00 Each (Enter Quantities Below)

Ladies: Small _____ Med _____ LG _____ XLG _____ XXL _____

Mens: Small _____ Med _____ LG _____ XLG _____ XXL _____

Maroon Golf Shirts \$28.00 Each (Enter Quantities Below)

Ladies: Small _____ Med _____ LG _____ XLG _____ XXL _____

Mens: Small _____ Med _____ LG _____ XLG _____ XXL _____

OTHER ITEMS (Jackets, etc.) AVAILABLE UPON REQUEST

TOTAL COST OF ORDER \$ _____

Make check payable to Signs Now and mail it to above address or fill out the information below for credit card sale. You should receive your order within 3 weeks.

Payment by Credit Card: _____ Master Card _____ Visa _____ Discover _____

Account# _____ CCV#(on back panel) _____

Name on Card _____

Address _____

City _____ State _____ Zip _____

Blue Ridge Discoverys Order Form




PROMOTIONAL ITEMS

1537 Ft.Campbell Blvd., Clarksville, Tn 37042
 Phone:(931) 503-3030 Fax:(931) 503-3035
 Cell:(931) 320-1202 E-Mail: signsnow@charter.net

White/Blue badge with pin.
 A magnetic "pinless option is an additional \$2.50 (Not recommended if you have a pacemaker)

Phone _____
 Email _____
 Name _____
 Address _____



 Name as you want it on badge

 Name as you want it on badge

_____ Name Badges @ \$7.75 each	\$ _____
_____ Magnetic Pinless Option (Additional \$2.50)	\$ _____
_____ Blue Ridge License Plate (6x12) @\$22.95 each	\$ _____
_____ Tag-up bracket for LP hanging @ \$6.00 each	\$ _____
_____ Ceramic Coffee Mugs @ \$6.00 each	\$ _____
_____ Mouse Pads @ \$3.00 each	\$ _____
_____ Shipping and Handling Additional	\$ _____
_____ TOTAL	\$ _____

Make check payable to Signs Now and mail it to above address or fill out the information below for credit card sale. You should receive your order within 3 weeks.

Payment by Credit Card: _____ Master Card _____ Visa _____ Discover
 Account# _____ CCV#(on back panel) _____
 Name on Card _____
 Address _____
 City _____ State _____ Zip _____

ORDER FORM FOR BLUERIDGE MERCHANDISE

NAME: _____

ADDRESS: _____

PHONE/EMAIL: _____

Blue Ridge Discoverys Banner \$25.00 Each Number Ordered _____

Blue Ridge Discoverys Caps \$13.00 Each Number Ordered _____

Short Sleeve Blue T-Shirts (Enter Quantity below)

(\$8.00 Each) Small _____ Med _____ LG _____ XLG _____

(\$9.00 Each) XXLG _____ XXXLG _____

Long Sleeve Blue T-shirts (Enter Quantity Below)

(\$13.00 Each) Small _____ Med _____ LG _____ XLG _____ XXLG _____ XXXLG _____

Short Sleeve Yellow T-Shirts (Enter Quantity Below)

(\$8.00 Each) Small _____ Med _____ LG _____ XLG _____

(\$9.00 Each) XXLG _____ XXXLG _____

Short Sleeve Maroon T-Shirts (Enter Quantity Below)

\$8.00 Each) Small _____ Med _____ LG _____ XLG _____

(\$9.00 Each) XXLG _____ XXXLG _____

Long Sleeve Maroon T-Shirts (Enter Quantity Below)

(\$13.00 Each) Small _____ Med _____ LG _____ XLG _____ XXLG _____ XXXLG _____

Blue Golf Shirts \$30.00 Each (Enter Quantity Below)

Ladies: Small _____ Med _____ LG _____ XLG _____ XXLG _____

Mens: Small _____ Med _____ LG _____ XLG _____ XXLG _____

Yellow Golf Shirts \$30.00 Each (Enter Quantity Below)

Ladies: Small _____ Med _____ LG _____ XLG _____ XXLG _____

Mens: Small _____ Med _____ LG _____ XLG _____ XXLG _____

OTHER ITEMS (Jackets, etc.) AVAILABLE UPON REQUEST

TOTAL COST OF ORDER \$ _____

(Make Check payable to Proforma AdMark)

Mail Order Form and check to:

Proforma Business Impact

1 Marcus Drive, Suite 104

Greenville, SC 29615

(864) 239-0050 (Fax) (864) 239-6611 or (cell) (864) 979-0107

nancy.quinn@proforma.com

BLUE RIDGE DISCOVERYS BADGE ORDER

MR. KEN BADGES 'N SIGNS

2505 Clintonville Road - Harrisville, PA 16038

Email: mrkenbadges@aol.com

(800) 398-8307



White/Blue badge with pin.

A magnetic "pinless" option is an additional \$2. (Not recommended if you have a pacemaker)

Bolo tie and slide are available for an extra \$2.50


NOTE: The pinless option and bolo option may both be used on the same badge

Phone _____

Email _____

Name _____

Address _____



Name as you want it engraved

Name as you want it engraved

_____ Name Badges @\$7.75 \$ _____

_____ Bolos (Blue) (White) @ \$2.50 ea \$ _____

_____ Magnetic Pinless Option @ \$2.00 \$ _____

_____ Blue Ridge License Plate (6x12) @ \$22.95 \$ _____

_____ Tag-up bracket for LP hanging @ \$6 \$ _____

_____ Shipping & Handling \$1.25 per badge:
\$4 for LP & tag-up \$ _____

TOTAL \$ _____

Make check payable to "Mr. Ken" and mail to above address or fill out the information below for credit card sale. You should receive your order within 3 weeks.

Payment by Credit Card:: _____ MasterCard _____ Visa _____ Discover

Account# _____ CCV# (# on back panel) _____

Name on Card _____

Address _____

City _____ State _____ Zip _____

BLUE RIDGE DISCOVERYS

A Chapter of Discovery Owners Association, Inc. (DOAI)

Membership Application

Membership is open to all members of DOAI. Dues are \$15 per year and collected in two-year increments of \$30. Collecting dues every other year reduces recordkeeping and eliminates the need for members to write small checks yearly. Initial dues are prorated at \$1.25 per month in order to synchronize with this schedule. If you cancel your membership, there is no refund for the current year. However, the next year will be refunded if already paid.

If your membership is mailed in:	In ODD number years, your initial dues will be:	In EVEN number years, your initial dues will be:
January	\$15.00	\$30.00
February	\$13.75	\$28.75
March	\$12.50	\$27.50
April	\$11.25	\$26.25
May	\$10.00	\$25.00
June	\$8.75	\$23.75
July	\$7.50	\$22.50
August	\$6.25	\$21.25
September	\$5.00	\$20.00
October	\$33.75 (2 yrs + 3 mon)	\$18.75 (1 yr + 3 mon)
November	\$32.50 (2 yrs + 2mon)	\$17.50 (1 yr + 2 mon)
December	\$31.25 (2 yrs + 1 mon)	\$16.25 (1 yr + 1 mon)

Mail this application and your check in proper amount to our treasurer:

Bob Zumwalt
2969 Gavin Place
Duluth, GA 30076

Phone: (770) 595-3886
Email: bz2@me.com

Date: _____ DOAI Member Number* _____

Pilot's Name: _____ Co Pilot's Name: _____

Address: _____

City: _____ State: _____ Zip: _____

Home Phone: () _____ - _____ Pilot's Cell: () _____ - _____ Co-Pilot's Cell _____

Pilot's Email: _____ Co-Pilot's Email _____

Discovery Year: _____ Length: _____ Model: _____

Optional:

Pilot's Birthday: _____ (mm/dd) Co Pilot's Birthday: _____ (mm/dd) Anniversary _____ (mm/dd)

* You must be a member of DOAI to join. If your application has been submitted but you have not yet received your member number, please contact Bob Zumwalt and he will coordinate with the DOAI Membership Chairman.